

# Social Media: Are You Playing It Safe?



# @ goals of the presentation

- To inform students and staff of the ever-changing trends of social media
- To provide tools to socialize safely online





# #objectives

- Define social networking and learn current facts.
- Explain uses of popular social networking sites.
- Learn tools to remain safe online.
- Learn how to obtain help if needed.

# What is social networking?



- Utilizing a virtual environment to share stories, pictures, videos, and to participate in chat rooms with friends and acquaintances.
- Providing information about yourself using blogs, chat rooms, e-mails, or instant messaging to communicate with a limited community or with the world at large.

National Crime Prevention Council

[www.ncpc.org](http://www.ncpc.org)

# Types of Social Networking Sites

- Sites geared toward teens
- Schools and colleges
- Cultures
- Business
- Music and videos
- Sports



# OMG!




- Social media is everywhere! It is a part of our daily lives, and it's constantly changing.
- Today, over 95% of teens have access to the internet.
  - Of these teens, 90% are on social media, and
  - 78% have a smart phone.

*The Social Life of the App-Addicted Teen*



- Although social media can connect us and provide a wealth of information and entertainment, social networking can lead to serious consequences if not utilized properly and with great consideration.
- Let's take a look at a few of the apps that are now available and that can be easily accessed.

**TEST YOUR KNOWLEDGE: What do you know about the following sites?**







## LIVE.ME

Allows kids to watch others and broadcast themselves live. Students can easily see and hear inappropriate comments by broadcasters. Viewers may also potentially request sexual pictures from performers or contact them privately.



## HOUSEPARTY

Video chat app that allows teens to chat with 2 – 8 users at the same time. Easy for someone to take a screenshot and share with whomever they want. Live chats are unmoderated, so students can come in contact with inappropriate content or cyberbullies.



## TUMBLR

A blogging platform where users can post images, videos, texts, and more. Posts are public by default and cannot be changed to private. Some content promotes dangerous and unhealthy behavior.





## KIK MESSENGER

Allows users to send unlimited photo/video/text messages free. Allows anyone on the app to directly message a child. Some adults have been known to use this app to pretend that they are teens. It is very difficult to determine who is a predator and who is real.



## INSTAGRAM

Free photo and video sharing app that allows users to take photos and share them on a variety of social networking platforms. Be sure to only post appropriate pictures, and do not reveal your location. Only "follow" people that you know.

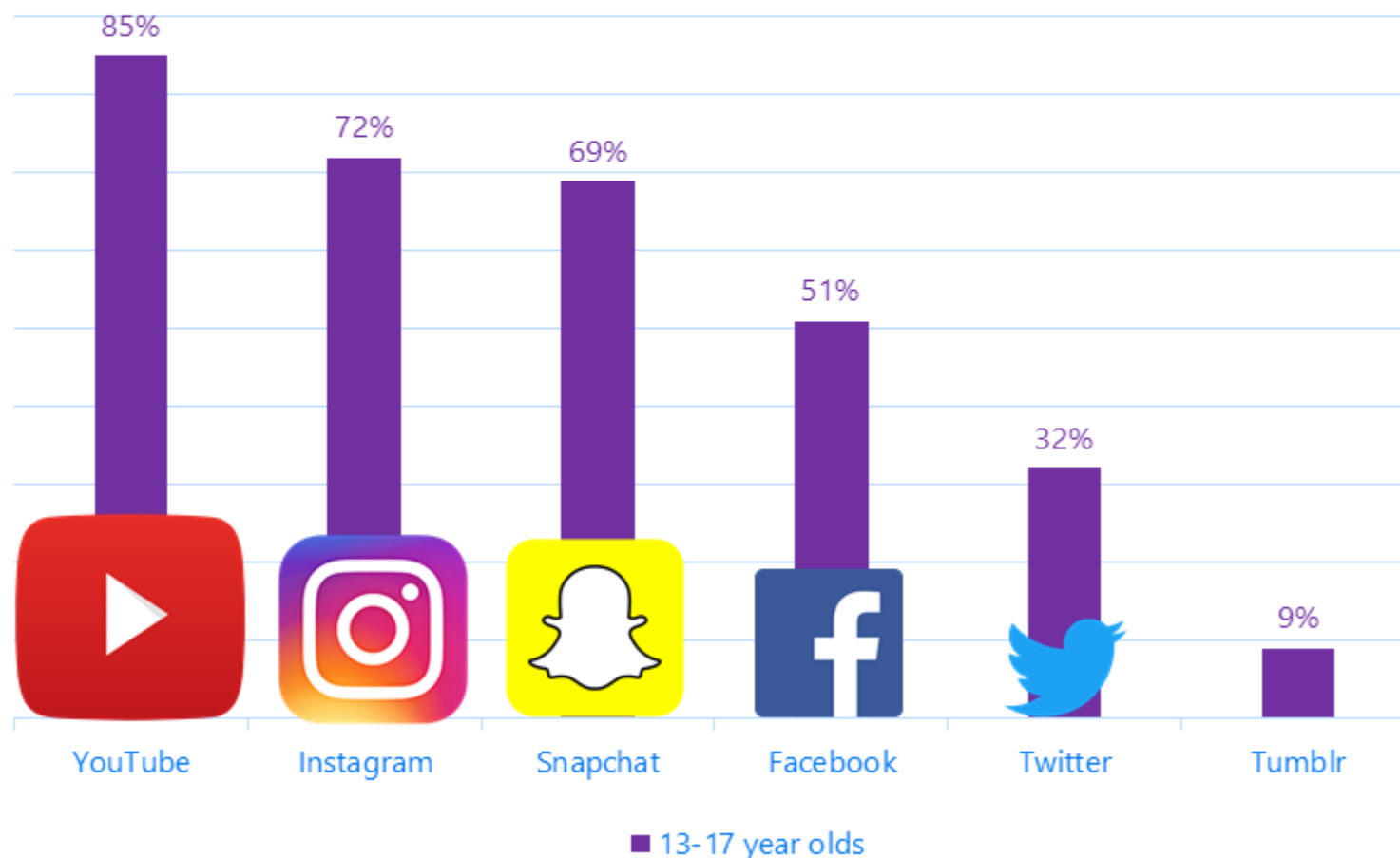


## SNAPCHAT

Users send photos/videos or *snap*s that "disappear" after a few seconds. However, the snaps are not totally harmless because photos can still be saved as screenshots. As proven by forensic experts, cell phone data can still be retrieved even after deleting.



Social media used by teens:  
YouTube, Instagram & Snapchat



Pew: Teens, Social Media & Technology 2018 (n=743) –

data visualization by



# PLAY IT SAFE!

- Keep your profile private so that only family and people you know see photos, important dates, and other information.
- Make sure that you do not post personal details, such as phone numbers, home address, or school name.



# PLAY IT SAFE!

- Only post videos and photos that do not jeopardize your safety or integrity. You do not want to be embarrassed later or miss out on an educational or career opportunity.
- Never accept friend requests from people that you do not know, and don't flirt with strangers online.



# Respect Others and Yourself

- Remember, once your information is posted, you can't take it back. Someone could forward the information, and millions of people could have access.
  - Your information and images are endlessly downloaded, reposted, forwarded, screen shot, and copied.





# Sexting

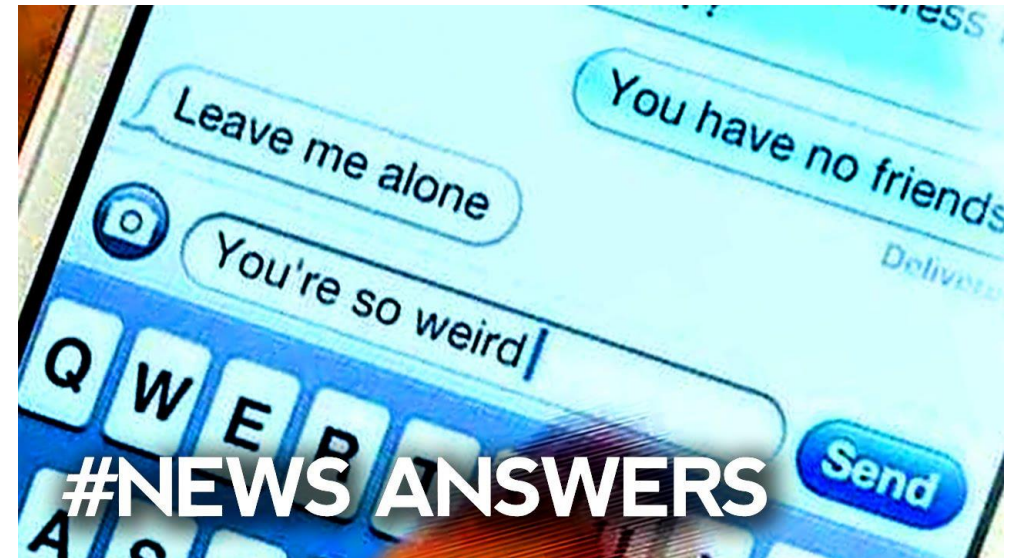
- *Sexting* or sending nude or sexually suggestive photos by text message or other electronic means is illegal in Texas.
  - It is illegal for one minor to electronically send an image of someone younger than 18 years to another minor. This includes images of the sender, recipient, or another underage person. This is considered possessing or distributing child pornography.
  - An adult who sexts with a minor can also be charged under Texas state law.



# Cyberbullying

- Bullying that is done through the use of electronic communication, including through the use of a cellular or other type of telephone, a computer, a pager, a camera, electronic mail, instant messaging, text messaging, a social media application, Internet website, or other Internet-based communication tool.

(Texas Senate Bill 179)



# Cyberbullying

- Sending images or messages to harass or bully the recipient may result in additional legal penalties for the sender.



# Seek Help

- If you or someone you know has been a target of cyberbullying, please inform your parent, teacher, counselor, principal, or another trusted adult.





# Resources

- <https://safesmartsocial.com/app-guide-parents-teachers>
- National Crime Prevention Council [www.ncpc.org](http://www.ncpc.org);  
[www.Mcgruff.org](http://www.Mcgruff.org)
- [www.criminaldefenselawyer.com/resources/teen-sexting-texas.htm](http://www.criminaldefenselawyer.com/resources/teen-sexting-texas.htm)
- NORC at the University of Chicago
- [commonsensemedia.org/blog/16-apps-and-websites-kids-are-heading-to-after-facebook](http://commonsensemedia.org/blog/16-apps-and-websites-kids-are-heading-to-after-facebook)