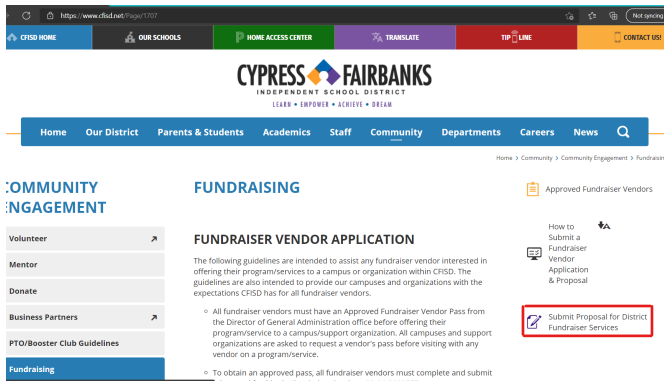


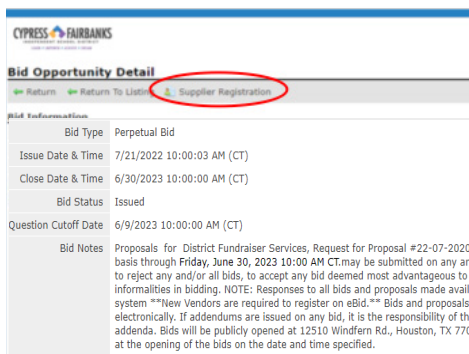
- 1 Visit <https://www.cfid.net/Page/1707>
- 2 Click on 'Submit Proposal for District Fundraiser Services' to access the application site.
Note: Proposal number is updated annually.



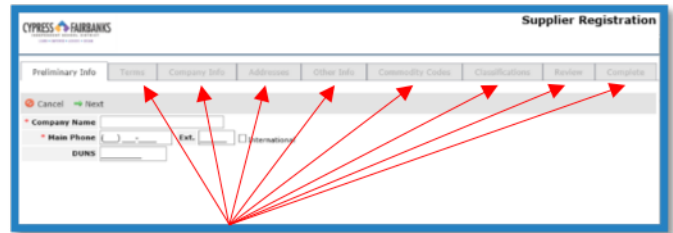
- 3 You will be taken to cfisdbid.ionwave.net. Select District Fundraiser Services.

Bid Number	Title
22-07-2030R-RFP	Restaurant/Catering and Delive
22-09-5100R-RFP	Carpet and Resilient Flooring
22-07-2040RFP	Spirit Apparel and Promotional
22-07-2010RFP	Contracted Educational Services
22-08-5566R-IB	Automotive Parts Washer Suppl
22-07-2020R-RFP	District Fundraiser Services

- 4 Select Supplier Registration.



- 5 Read through each tab and complete all fields containing an asterisk (*).



- 6 Click submit after entering your information. You should receive a notification email from eBid stating you have successfully registered in the system and your registration is pending activation. If you do not receive an email, verify your email address was entered correctly.

- 7 CFISD Purchasing will review your registration and activate your account.

- 8 Once activated, login to <https://cfisdbid.ionwave.net/Login.aspx>.

- 9 Select District Fundraiser Services.

22-07-2040RFP	Spirit Apparel and Promotional Items	RFP Perpetual Bid
22-07-2010RFP	Contracted Educational Services and Professional Development Services	RFP Perpetual Bid
22-07-2020R-RFP	District Fundraiser Services	RFP Perpetual Bid

- 10 Download forms found in the "Attachments" tab. Complete all lines under the "Attributes" tab and all required documents. Upload required documents to the "Response Attachments" tab. Finalize your response in the "Response Submission" tab.