Approved Attendance Boundaries and Transfer Rules

BOARD MEETING

JANUARY 12, 2023

CFISD

Attendance Boundary Priorities

- Establish attendance boundary for Elementary School #58 (scheduled to open August 2023)
- Establish attendance boundary for Middle School #20 (scheduled to open August 2023)
- Establish attendance boundary for Elementary School #59 (scheduled to open August 2024)
- Provide enrollment relief to identified campuses
- Maximize under-utilized campuses
- Align feeder patterns due to boundary changes

CFISD

ELEMENTARY SCHOOL #58
FINAL BOUNDARY RECOMMENDATION

Elementary School #58: Current and Final Recommendation

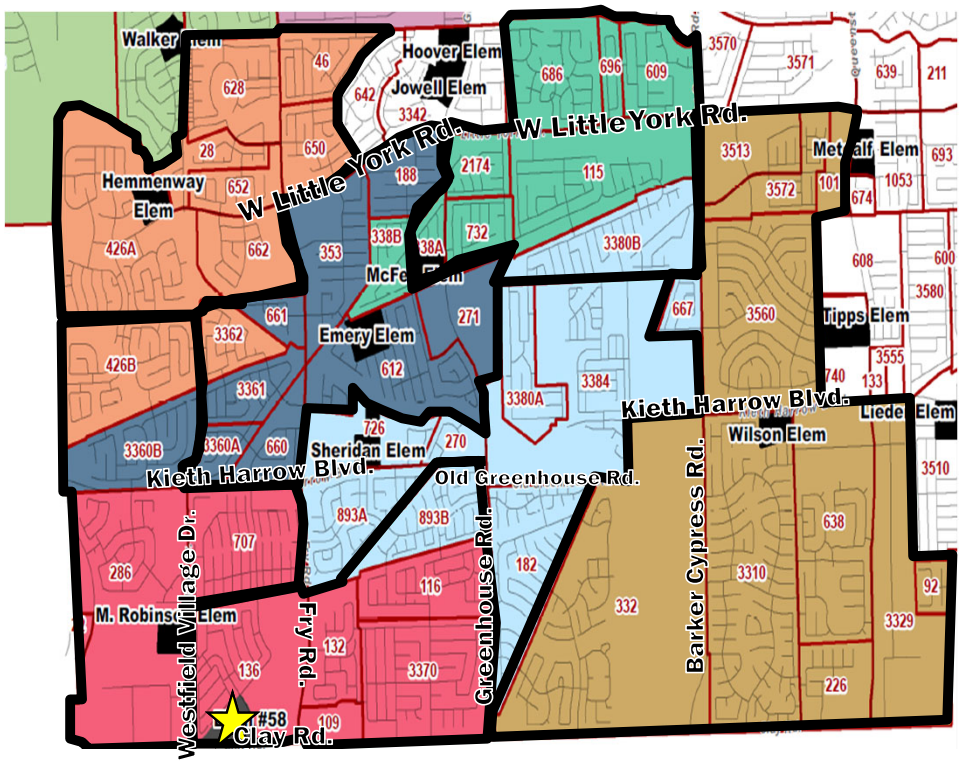

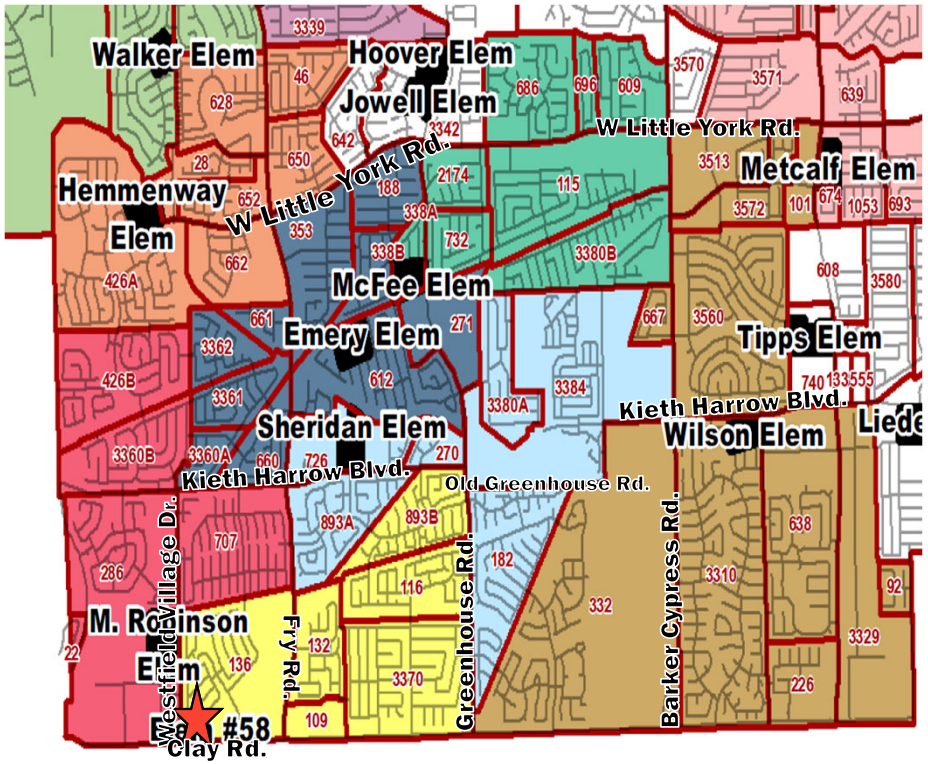

CFISD

Elementary School #58: Final Recommendation

Sheridan ES to ES #58		Students
RC 893B	Windstone Colony E	113

-

Sheridan ES to Wilson ES		Students
RC 667	- Windsong Place	66

Sheridan ES to McFee ES		Students
RC 3380B	- Brenwood - N Gummert Rd.	168

M. Robinson ES to ES #58		Students
RC 109	- Emory West Cypress Apts.	75
RC 116	- Cypress Meadows North	198
RC 132	- Windstone Colony South	89
RC 136	- Westfield Ranch	193
RC 3370	- Cypress Meadows	239

Hemmenway ES to Emery ES		Students
RC 3362	- Villages of Bearcrk North	54

Hemmenway ES to M. Robinson ES		Students
RC 426B	- Jasmine Heights South	175

Emery ES to M. Robinson ES		Students
RC 3360B	- Westfield Village West	111

McFee ES to Emery ES		Students
RC 338B	- Plantation Lakes South	107

CFISD

5-Year Projected Elementary Enrollment

School	Capacity	PASA Projected Enrollment 2022-23	Snapshot Enrollment 10.28.2022	Projected Resident PK-5th Grade Students 2023-24	2024-25	2025-26	2026-27	2027-28
Current Zones								
Emery	1,092	1,065	1,090	1,058	1,063	1,065	1,062	1,035
Hemmenway	1,092	1,135	1,150	1,201	1,226	1,237	1,252	1,246
M. Robinson	1,092	1,337	1,285	1,399	1,445	1,453	1,470	1,458
McFee	1,092	1,005	978	1,008	974	971	957	924
Sheridan	1,037	1,307	1,281	1,335	1,348	1,313	1,288	1,281
Wilson	827	765	772	779	759	754	725	685
Proposed Zones								
ES #58	1,092			922	926	905	892	880
Emery	1,092			1,093	1,102	1,119	1,123	1,099
Hemmenway	1,092			987	1,005	1,011	1,016	1,004
M. Robinson	1,092			882	918	928	956	948
McFee	1,092			1,071	1,039	1,022	999	975
Sheridan	1,037			997	1,020	1,015	1,006	1,003
Wilson	827			772	750	739	709	668

CFISD

THORNTON / WATKINS MIDDLE SCHOOL FEEDER PATTERN ALIGNMENT FINAL RECOMMENDATION

Thornton / Watkins Middle School Feeder Pattern Alignment: Current and Final Recommendation

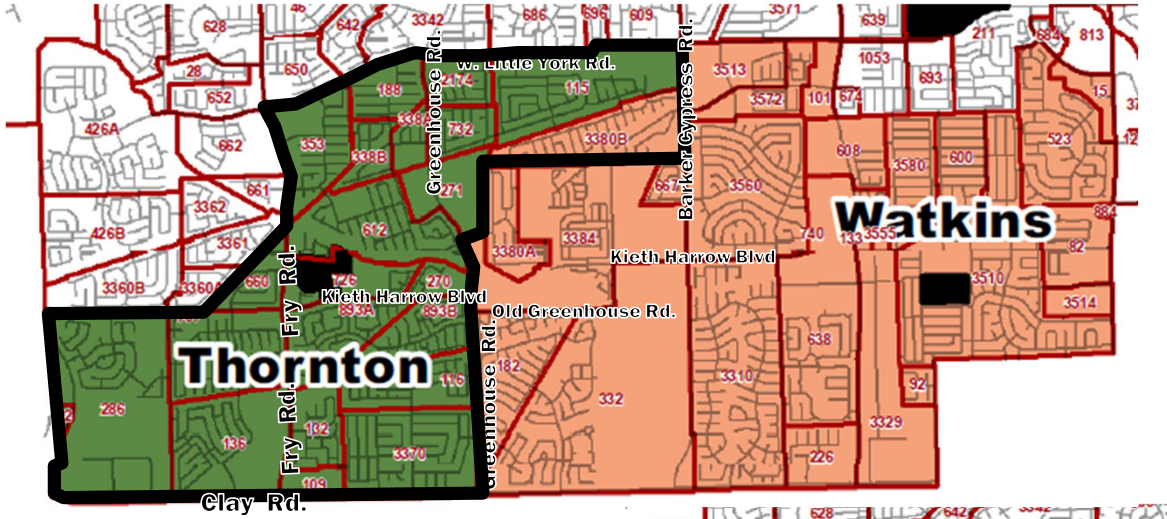

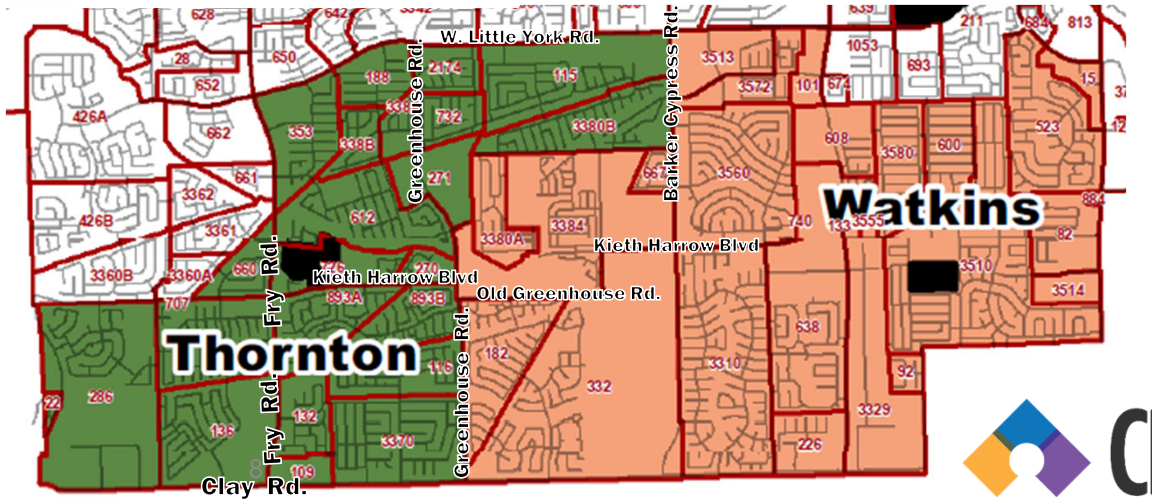

CFISD

Thornton / Watkins Middle School Feeder Pattern Alignment: Final Recommendation

Watkins MS to Thornton MS	Students
RC 3380 B - Brenwood - N Gummert Rd.	108

School	Capacity	PASA Projected Enrollment 2022-23	SNAPSHOT ENROLLMENT 10.28.2022	Projected Resident 6th-8th Grade Students 2023-24	2024-25	2025-26	2026-27	2027-28
Current Zones								
Thornton	1,559	1,520	1,396	1,540	1,537	1,568	1,572	1,588
Watkins	1,389	1,514	1,473	1,496	1,436	1,366	1,375	1,425
Proposed Zones								
Thornton	1,559			1,648	1,630	1,657	1,660	1,677
Watkins	1,389			1,388	1,343	1,277	1,287	1,336

CFISD

MIDDLE SCHOOL #20
FINAL BOUNDARY RECOMMENDATION

Middle School #20:
Current and Final Recommendation

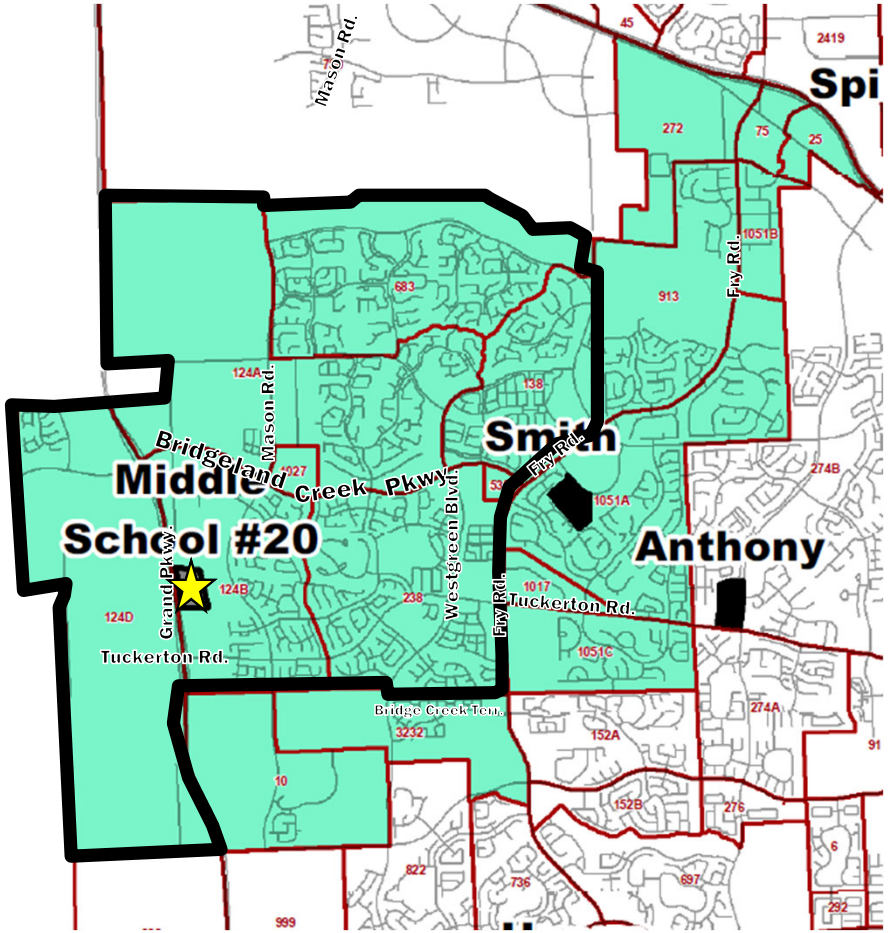

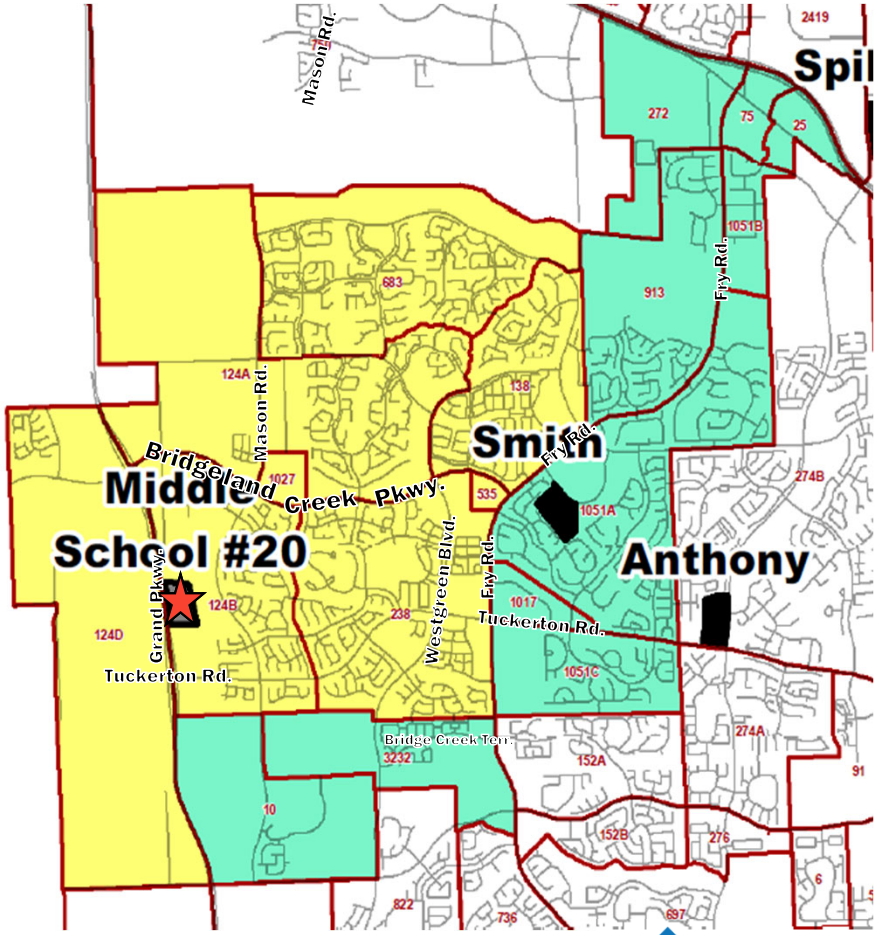

CFISD

Middle School #20: Final Recommendation

Smith MS to MS #20		Students
RC 124 A/B/D	- Bridgeland West	445
RC 138	- Bridgeland Lakeland Bend	165
RC 238	- Bridgeland East	240
RC 535	- Parklane Cypress Apts.	27
RC 683	- Bridgeland	389
RC 1027	- Lakeside Row Apts.	26

School	Capacity	PASA Projected Enrollment 2022-23	SNAPSHOT ENROLLMENT 10.28.2022	Projected Resident 6th-8th Grade Students 2023-24	2024-25	2025-26	2026-27	2027-28
Current Zones								
Smith	1,539	2,052	2,057	2,147	2,357	2,534	2,689	2,721
Proposed Zones - Option 1								
MS #20	1,539			1,292	1,428	1,545	1,621	1,654
Smith	1,539			855	929	989	1,068	1,067

CFISD

METCALF ELEMENTARY SCHOOL UTILIZATION
FINAL BOUNDARY RECOMMENDATION

Metcalf Elementary School Utilization: Current and Final Recommendation

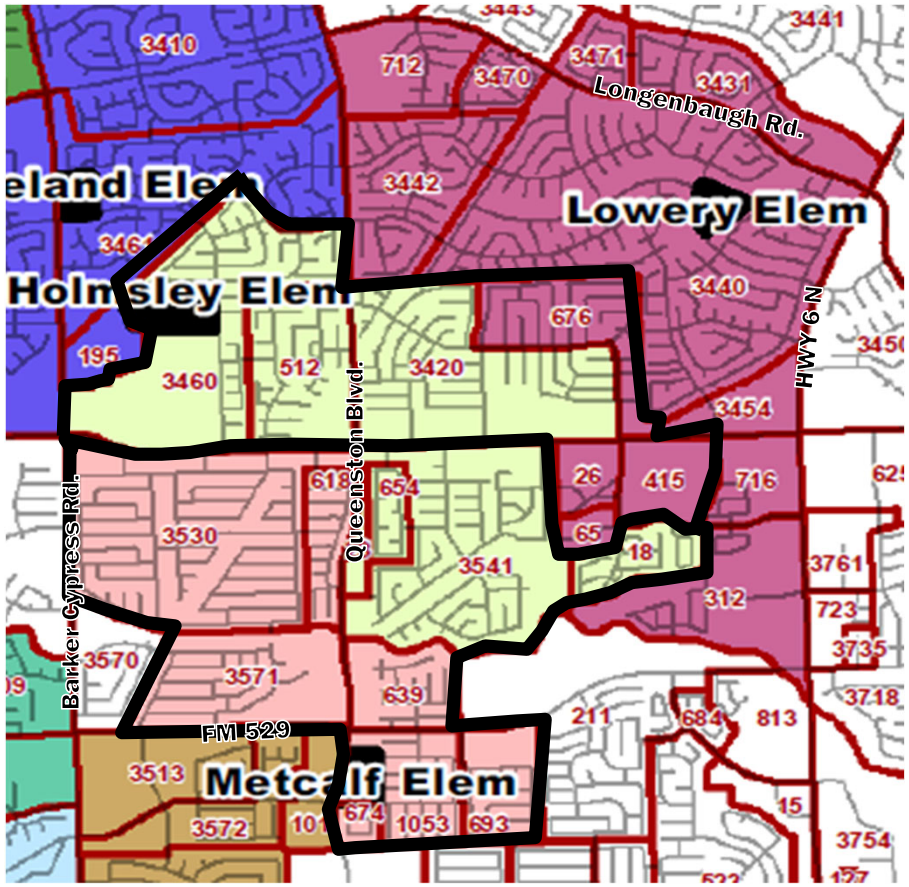

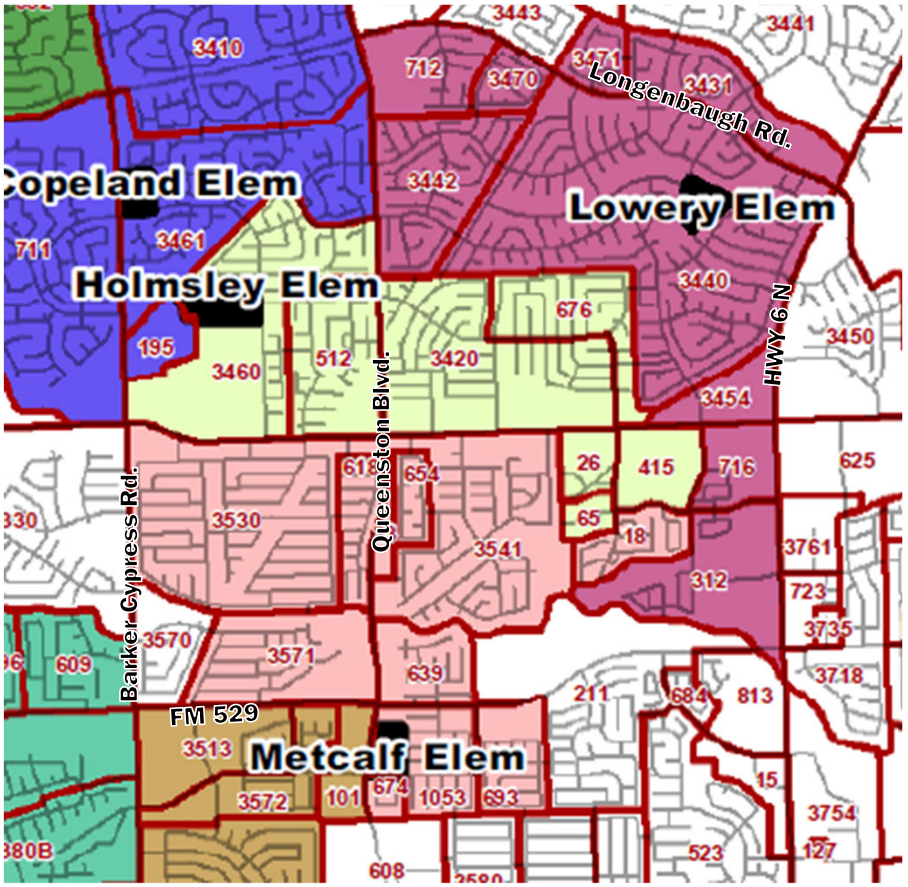

Metcalf Elementary School Utilization: Final Recommendation

Holmsley ES to Metcalf ES		Students
RC 18	- Sommerall Park	60
RC 23	- Queenston Manor Apts.	23
RC 654	- Crossing Stone Creek E Queenston	33
RC 3541	- Stone Creek	199

Lowery ES to Holmsley ES		Students
RC 26	- Sommerall Square	20
RC 65	- Sommerall Station Apts.	69
RC 415	- Copperwood Ranch Apts.	100
RC 676	- Sommerall Northeast	112

CFISD

5-Year Projected Elementary Enrollment

School	Capacity	PASA Projected Enrollment 2022-23	Snapshot Enrollment 10.28.2022	Projected Resident PK-5th Grade Students 2023-24	2024-25	2025-26	2026-27	2027-28
Current Zones								
Holmsley	827	849	843	845	854	831	811	780
Lowery	858	907	881	968	968	979	975	939
Metcalf	1,037	654	681	654	647	614	586	559
Proposed Zones								
Holmsley	827			794	809	803	783	753
Lowery	858			703	695	698	692	669
Metcalf	1,037			976	971	929	903	862

CFISD

BANE ELEMENTARY SCHOOL UTILIZATION
FINAL RECOMMENDATION

Bane Elementary School Utilization: Current and Final Recommendation

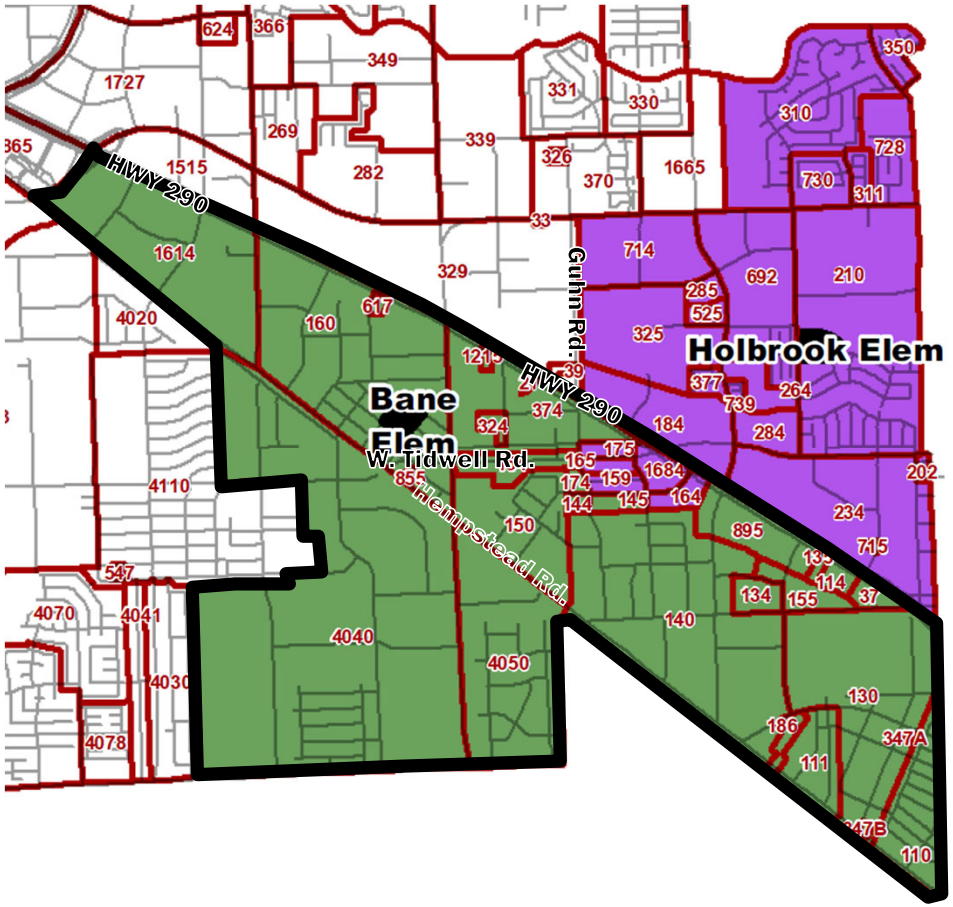

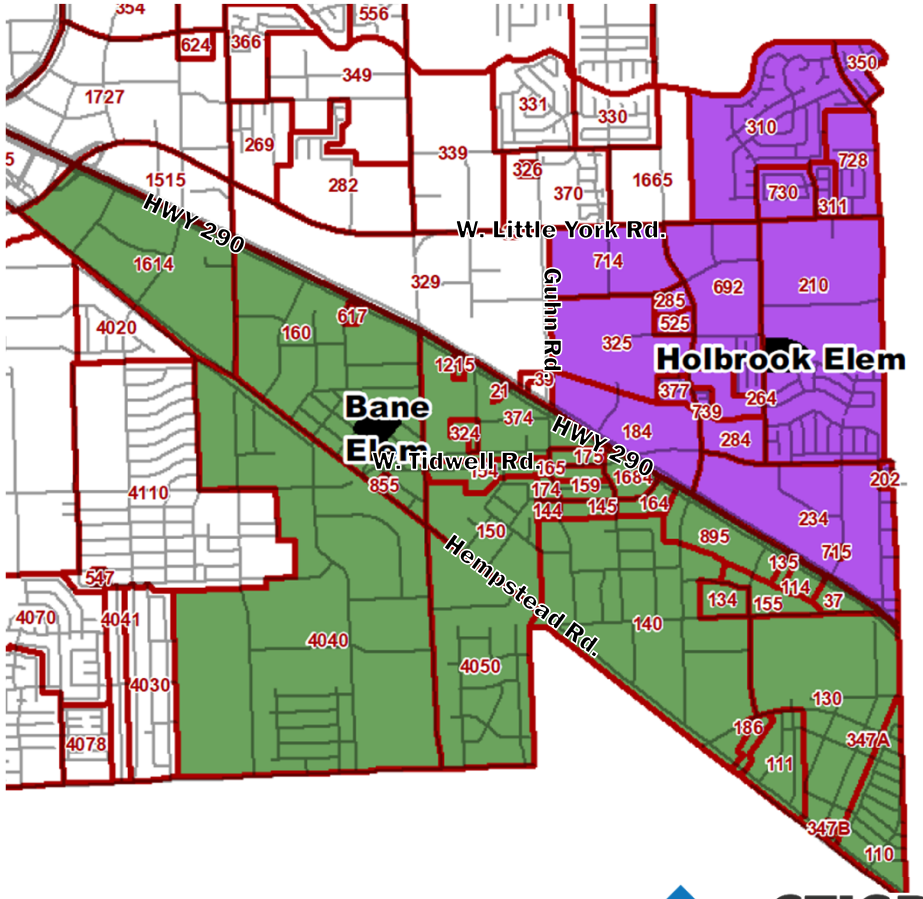

CFISD

Bane Elementary School Utilization: Final Recommendation

Holbrook ES to Bane ES		Students
RC 159	- Fawndale Townhomes	17
RC 164	- Quail Creek Apts.	28
RC 165	- Somerset Apts. - 8001 W. Tidwell Rd.	52
RC 175	- Somerset Apts. - 8000 W. Tidwell Rd.	76
RC 1684	- Comfort Inn - W. Tidwell Rd.	0

School	Capacity	PASA Projected Enrollment 2022-23	Snapshot Enrollment 10.28.2022	Projected Resident PK-5th Grade Students 2023-24	2024-25	2025-26	2026-27	2027-28
Current Zones								
Bane	1,005	758	734	768	768	756	763	732
Holbrook	976	957	942	1,001	1,036	1,054	1,072	1,090
Proposed Zones								
Bane	1,005			946	964	956	967	940
Holbrook	976			826	843	857	871	885

CFISD

HANCOCK ELEMENTARY ENROLLMENT RELIEF
FINAL BOUNDARY RECOMMENDATION

Hancock Elementary School Enrollment Relief: Current and Final Recommendation

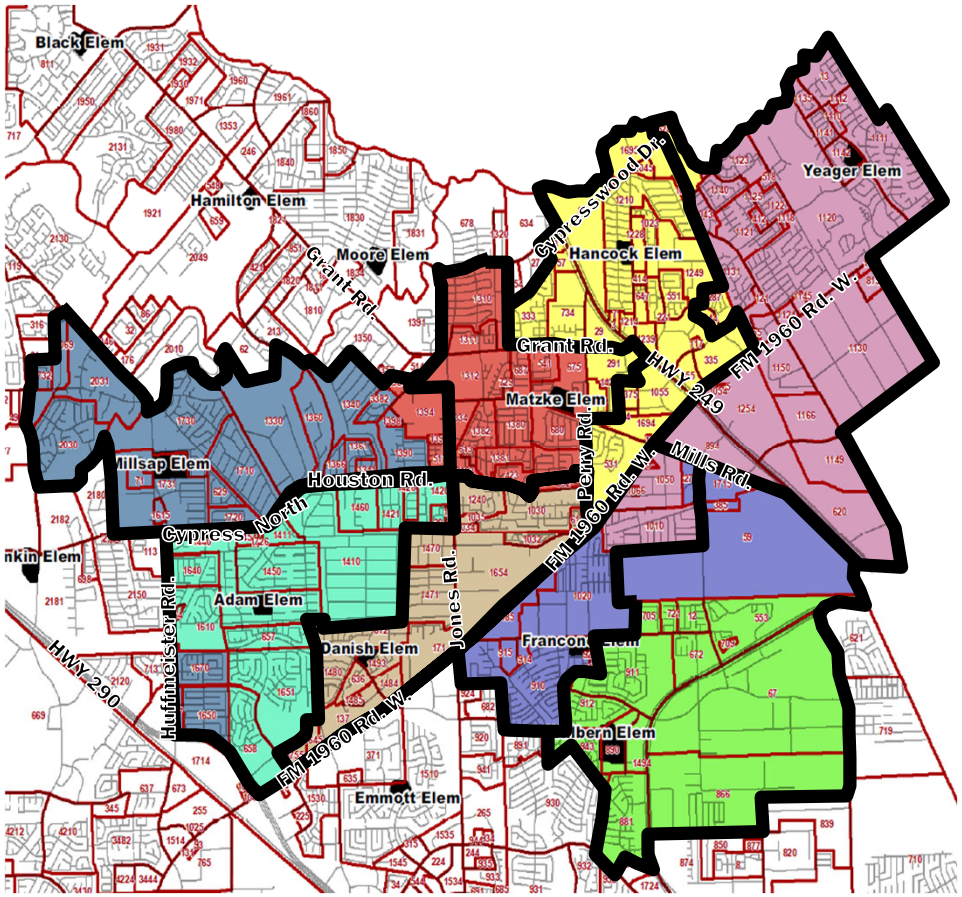

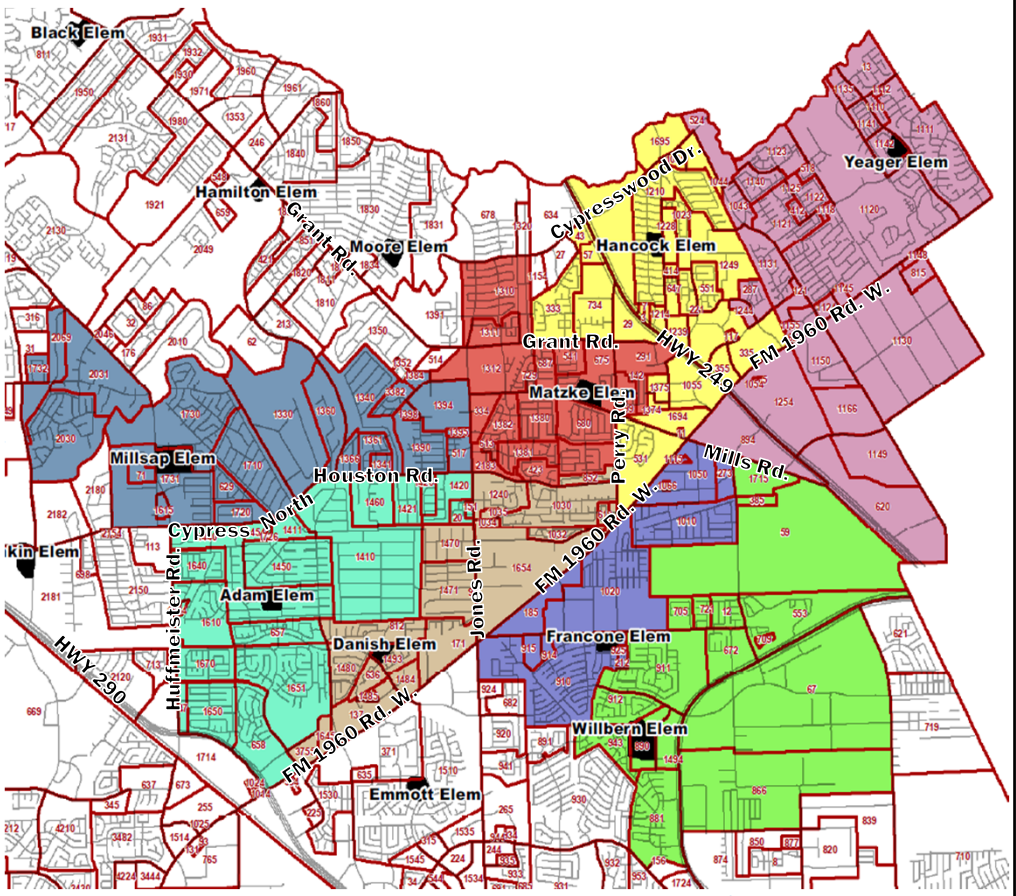

Hancock Elementary School Enrollment Relief: Final Recommendation

Hancock ES to Matzke ES		Students
RC 99	- Smart Living @ Cypress Creek Apts.	41
RC 142	- Mills Landing	40
RC 291	- Abbey @ Grant Rd. Apts.	89

Hancock ES to Yeager ES		Students
RC 287	- Willowbrook Condo	9
RC 524	- Raveneaux Apts.	39
RC 1244	- Breton Mill Apts.	39

Matzke ES to Danish ES		Students
RC 852	- Parkside at Perry	34

Matzke ES to Millsap ES		Students
RC 517	- Creekstone Village	6
RC 1384	- Central Park Regency Apts.	78
RC 1394	- Brandon Oaks Apts.	30
RC 1395	- Sterling Court Apts.	28

Yeager ES to Francone ES		Students
RC 1010	- Meadow Vista	110
RC 1050	- Bell Meade	2
RC 1066	- Northwest MHP	11
RC 1115	- In Town/Candlewood - Mills	2

Francone ES to Willbern ES		Students
RC 59	- Golden Bamboo Village II Apts.	17
RC 385	- Costa Vizcaya Apts.	94
RC 1715	- Lighthouse Apts.	17

Millsap ES to Adam ES		Students
RC 47	- Residence Inn Hou NW/Cypress	2
RC 1650	- Oak Cliff	128
RC 1670	- White Oak Landing	68

CFISD

5-Year Projected Elementary Enrollment

School	Capacity	PASA Projected Enrollment 2022-23	Snapshot Enrollment 10.28.2022	Projected Resident PK-5th Grade Students 2023-24	2024-25	2025-26	2026-27	2027-28
Current Zones								
Adam	1,040	796	818	787	766	760	742	741
Danish	1,092	984	885	1,012	1,035	1,048	1,066	1,053
Francone	861	786	805	782	740	716	687	674
Hancock	856	1,031	970	1,135	1,173	1,218	1,243	1,252
Matzke	1,092	1,001	1,063	1,047	1,041	1,046	1,042	1,015
Millsap	861	834	868	879	887	874	830	807
Willbern	1,037	917	837	875	885	863	871	873
Yeager	861	863	830	869	838	834	814	798
Proposed Zones								
Adam	1,040			975	955	942	912	906
Danish	1,092			1,048	1,066	1,082	1,097	1,083
Francone	861			778	736	720	708	698
Hancock	856			886	906	932	943	946
Matzke	1,092			1,038	1,050	1,065	1,071	1,040
Millsap	861			847	858	856	825	817
Willbern	1,037			1,005	998	971	970	970
Yeager	861			819	806	801	779	763

CFISD

ARNOLD / BLEYL / CAMPBELL MIDDLE SCHOOL FEEDER PATTERN ALIGNMENT FINAL BOUNDARY RECOMMENDATION

CFISD

Arnold / Bleyl / Campbell Middle School Feeder Pattern Alignment: Current and Final Recommendation

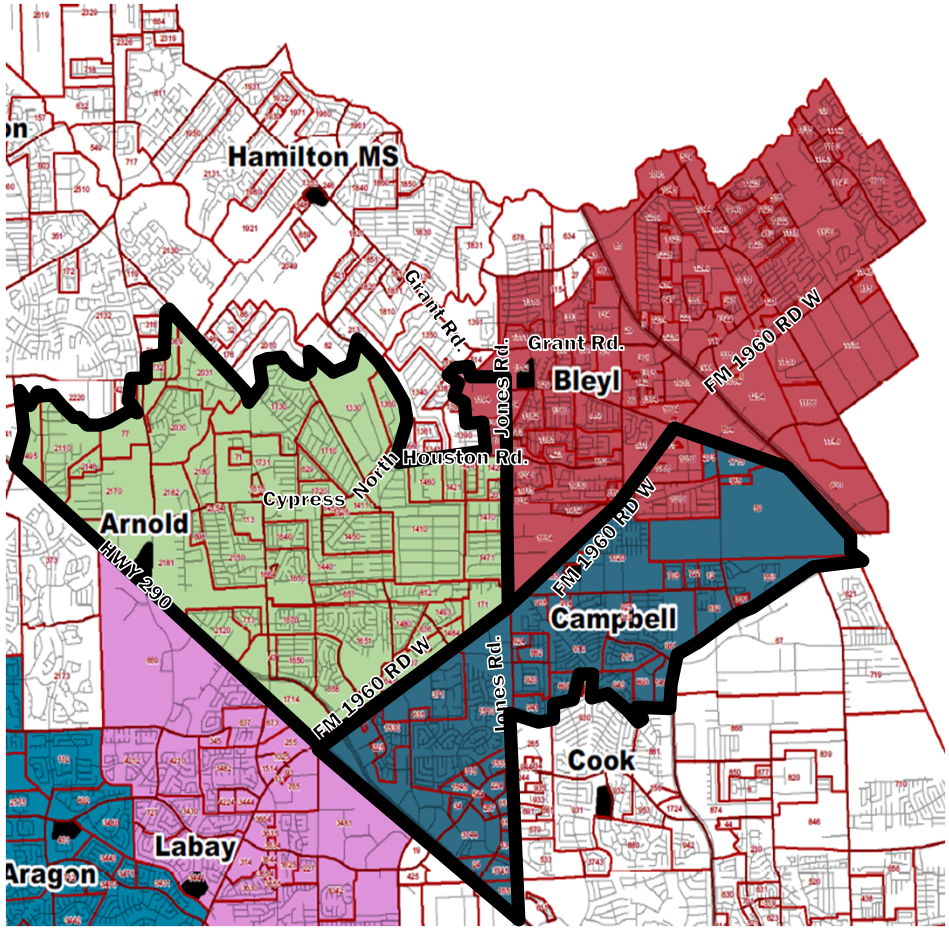

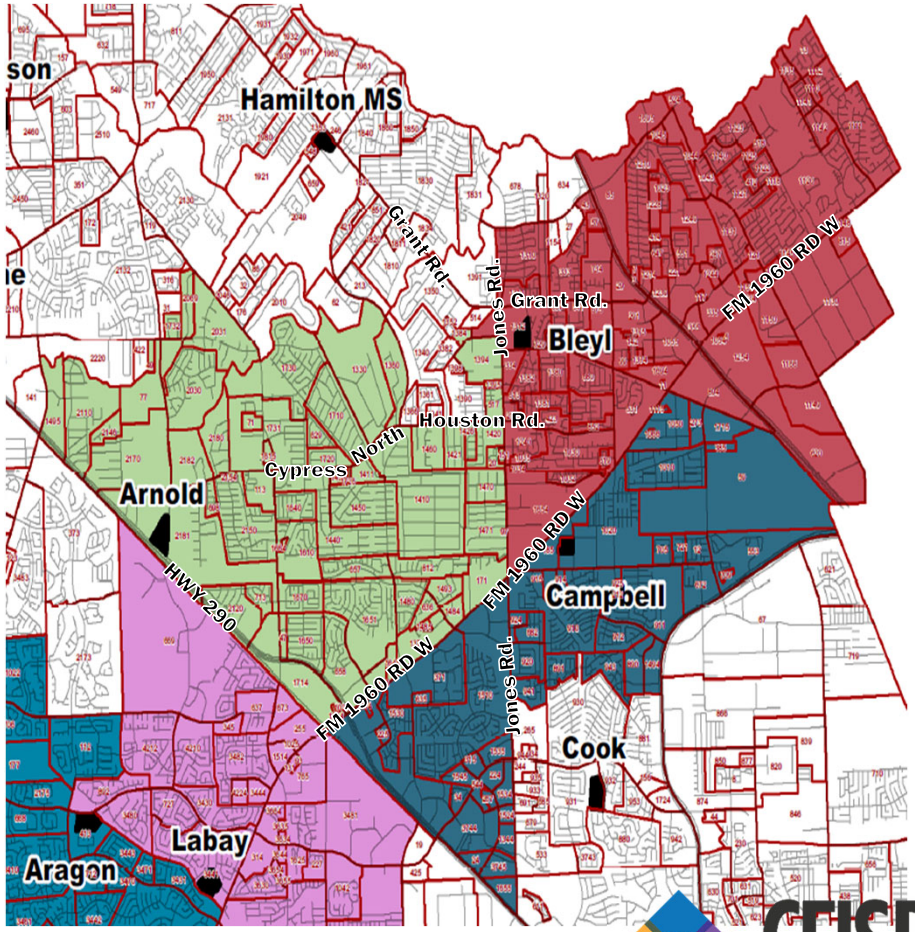

CFISD

Arnold / Bleyl / Campbell Middle School Feeder Pattern Alignment: Final Recommendation

Bleyl MS to Arnold MS		Students
RC 517	- Creekstone Village	10
RC 1384	- Central Park Regency Apts.	42
RC 1394	- Brandon Oaks Apts.	10
RC 1395	- Sterling Court Apts.	12

Bleyl MS to Campbell MS		Students
RC 1010	- Meadow Vista	53
RC 1050	- Bell Meade	2
RC 1066	- Northwest MHP	0
RC 1115	- In Town/Candlewood - Mills	6

CFISD

5-Year Projected Middle School Enrollment

School	Capacity	PASA Projected Enrollment 2022-23	SNAPSHOT ENROLLMENT 10.28.2022	Projected Resident 6th-8th Grade Students 2023-24	2024-25	2025-26	2026-27	2027-28
Current Zones								
Arnold	1,464	1,428	1,415	1,371	1,384	1,361	1,398	1,410
Bleyl	1,612	1,537	1,454	1,585	1,602	1,557	1,599	1,622
Campbell	1,600	1,129	1,106	1,220	1,226	1,235	1,194	1,196
Proposed Zones								
Arnold	1,464			1,445	1,454	1,420	1,461	1,477
Bleyl	1,612			1,450	1,478	1,445	1,485	1,503
Campbell	1,600			1,281	1,280	1,288	1,245	1,248

CFISD

CYPRESS CREEK / CY-FAIR HIGH SCHOOL FEEDER PATTERN ALIGNMENT FINAL BOUNDARY RECOMMENDATION

CFISD

Cypress Creek / Cy-Fair High School Feeder Pattern Alignment: Current and Final Recommendation

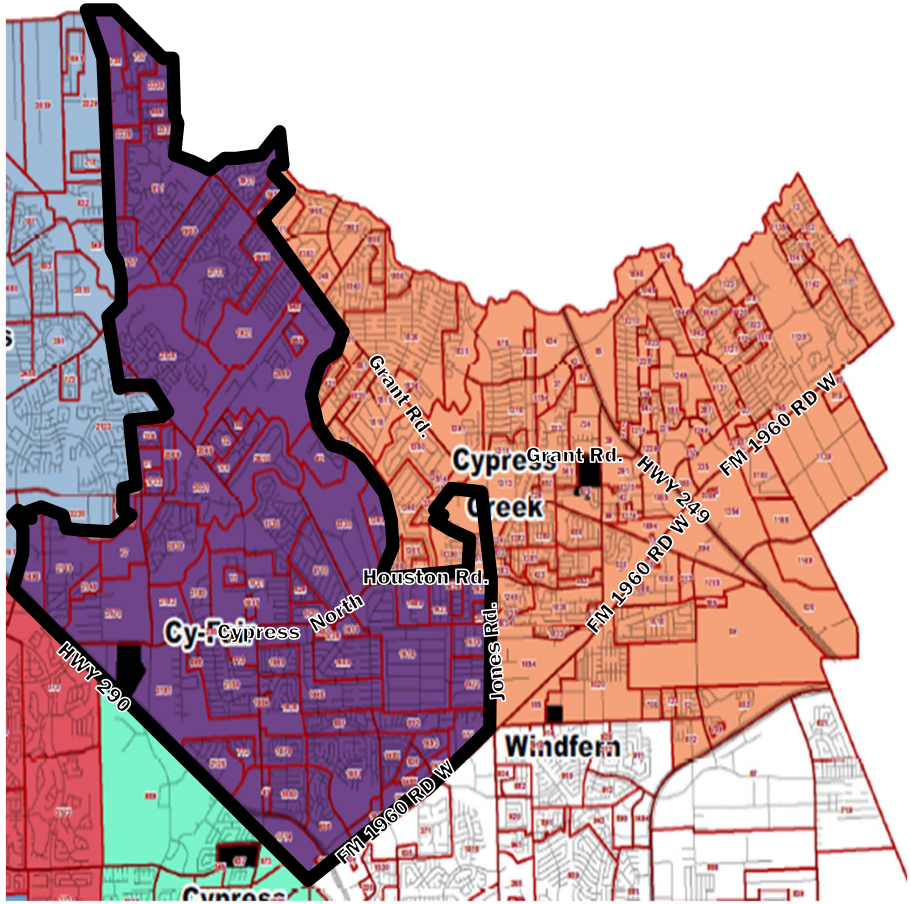

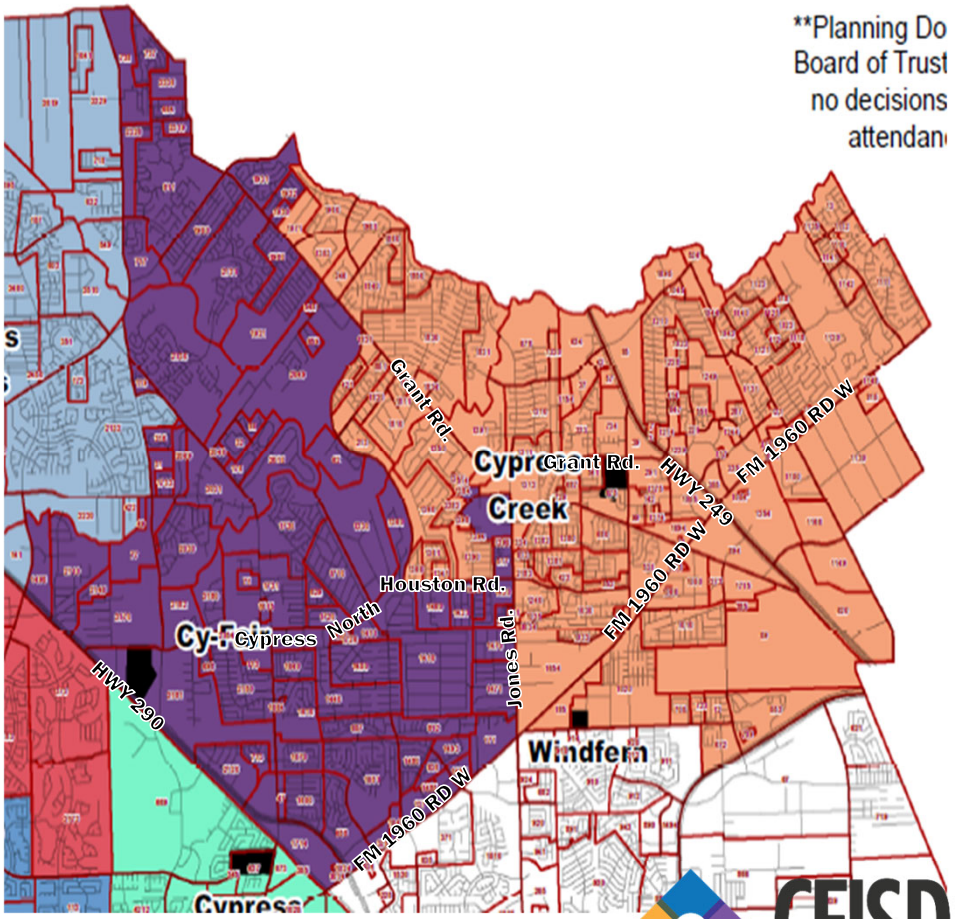

CFISD

Cypress Creek / Cy-Fair High School Feeder Pattern Alignment: Final Recommendation

Cypress Creek HS to Cy-Fair HS		Students
RC 517	- Creekstone Village	2
RC 1384	- Central Park Regency Apts.	15
RC 1394	- Brandon Oaks Apts.	6
RC 1395	- Sterling Court Apts.	10

CFISD

5-Year Projected High School Enrollment

School	Capacity	PASA Projected Enrollment 2022-23	SNAPSHOT ENROLLMENT 10.28.2022	Projected Resident 9th-12th Grade Students 2023-24	2024-25	2025-26	2026-27	2027-28
Current Zones								
Cy-Fair	**3,660**	3,370	3,427	3,226	3,195	3,141	3,059	3,009
Cypress Creek	**3,525**	3,466	3,374	3,637	3,681	3,711	3,602	3,706
Proposed Zones								
Cy-Fair	**3,660**			3,259	3,250	3,232	3,172	3,114
Cypress Creek	**3,525**			3,604	3,626	3,620	3,489	3,601

CFISD

WALKER ELEMENTARY ENROLLMENT RELIEF
FINAL RECOMMENDATION

Walker Elementary School Relief:
Current and Final Recommendation

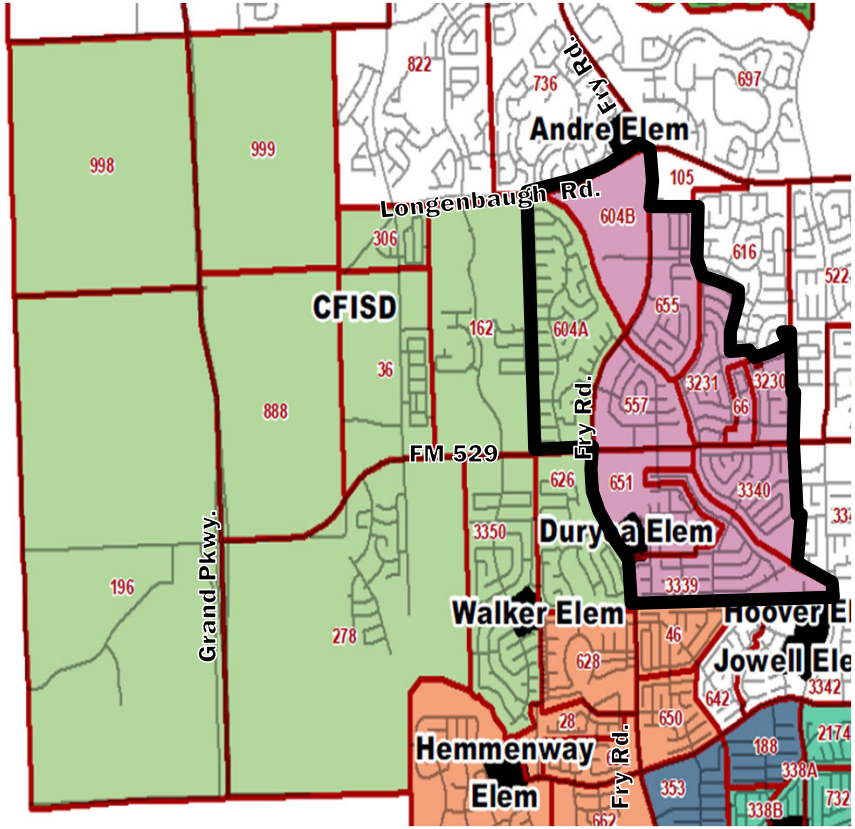

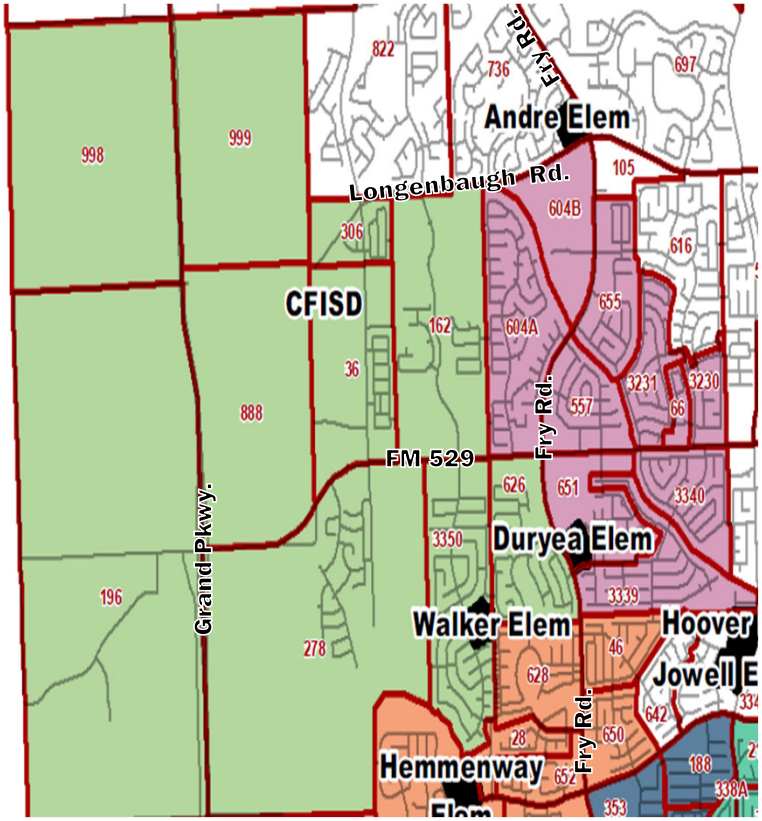

CFISD

Walker Elementary School Relief: Final Recommendation

Walker ES to Duryea ES		Students
RC 604A	- Canyon Village at Cypress Springs	319

Andre ES to Duryea ES		Students
RC 604B	- Canyon Village at Cypress Springs	0

School	Capacity	PASA Projected Enrollment 2022-23	Snapshot Enrollment 10.28.2022	Projected Resident PK-5th Grade Students 2023-24	2024-25	2025-26	2026-27	2027-28
Current Zones								
André	1,092	1,020	989	1,086	1,153	1,232	1,310	1,373
Duryea	1,092	759	827	754	731	715	710	686
Walker	1,092	1,096	1,025	1,264	1,468	1,664	1,870	2,107
Proposed Zones								
André	1,092			1,092	1,012*	1,090*	1,169*	1,237*
Duryea	1,092			1,082	1,062	1,050	1,030	1,017
Walker	1,092			930	1,131	1,323	1,544	1,770

CFISD

RENNELL ELEMENTARY SCHOOL ENROLLMENT RELIEF

Rennell Elementary School Enrollment Relief: Current and Final Recommendation

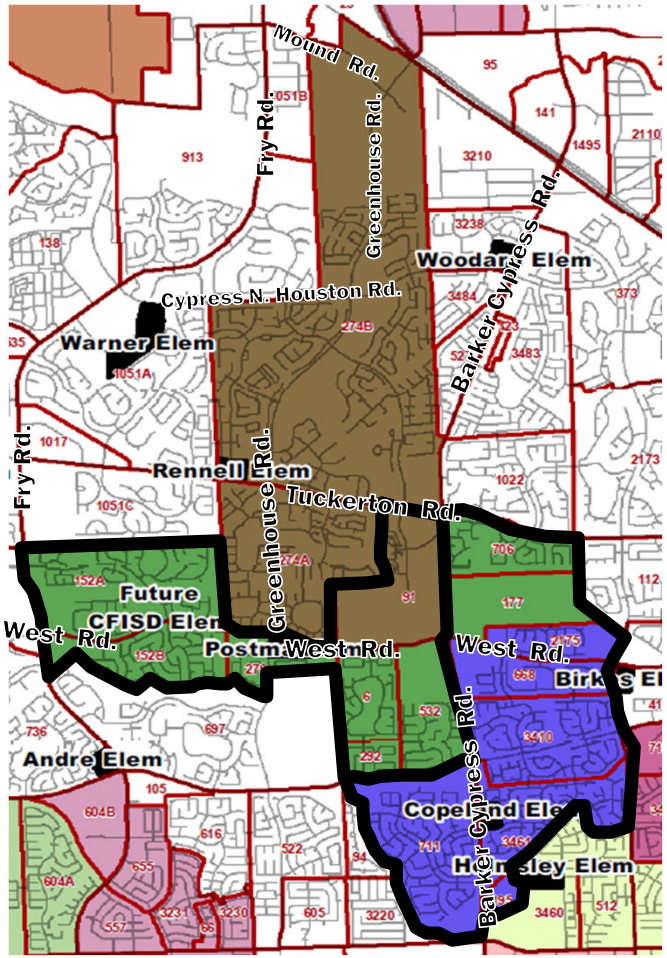

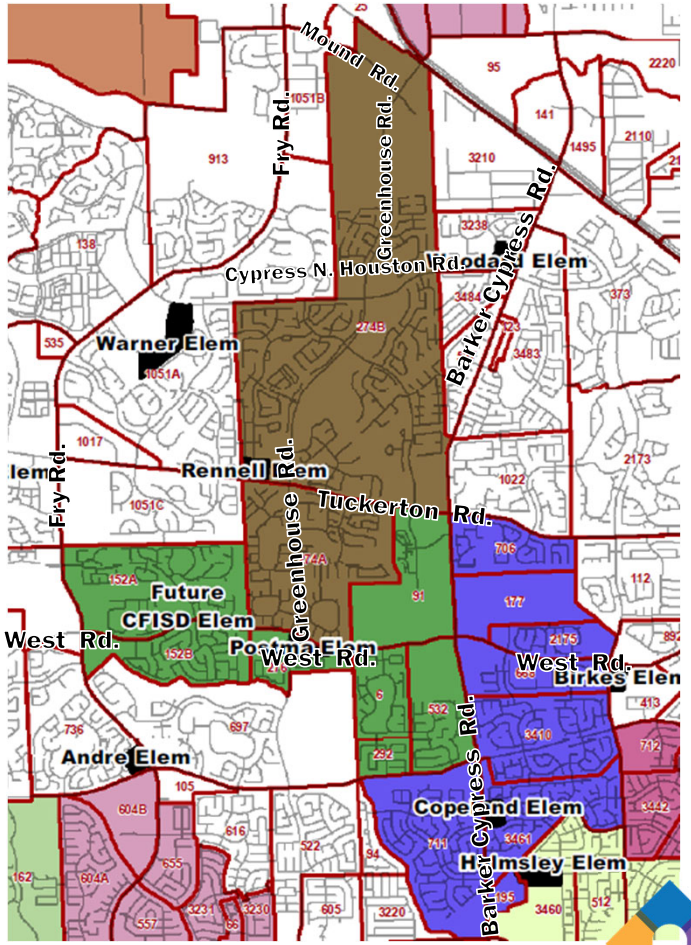

CFISD

Rennell Elementary School Enrollment Relief: Final Recommendation

Postma ES to Copeland ES		Students
RC 177	- West Lake Park Apts.	40
RC 706	- Canyon Lakes at Stonegate S	139

Rennell ES to Postma ES		Students
RC 91	- Cantera Apts. / Towne Lake Sec 40 & 44	135

CFISD

5-Year Projected Elementary Enrollment

School	Capacity	PASA Projected Enrollment 2022-23	Snapshot Enrollment 10.28.2022	Projected Resident PK-5th Grade Students 2023-24	2024-25	2025-26	2026-27	2027-28
Current Zones								
Copeland	1,037	926	931	839	814	772	720	683
Rennell	1,092	1,306	1,283	1,319	1,356	1,382	1,384	1,405
Postma	1,092	1,221	1,247	1,237	1,253	1,249	1,228	1,210
Proposed Zones								
Copeland	1,037			1,023	997	959	902	865
Rennell	1,092			1,165	1,194	1,207	1,198	1,211
Postma	1,092			1,207	1,232	1,237	1,232	1,222

CFISD

ELEMENTARY SCHOOL #59 (2024-2025)

Elementary School #59 *(Effective 24-25 School Year)*
Current and Final Recommendation

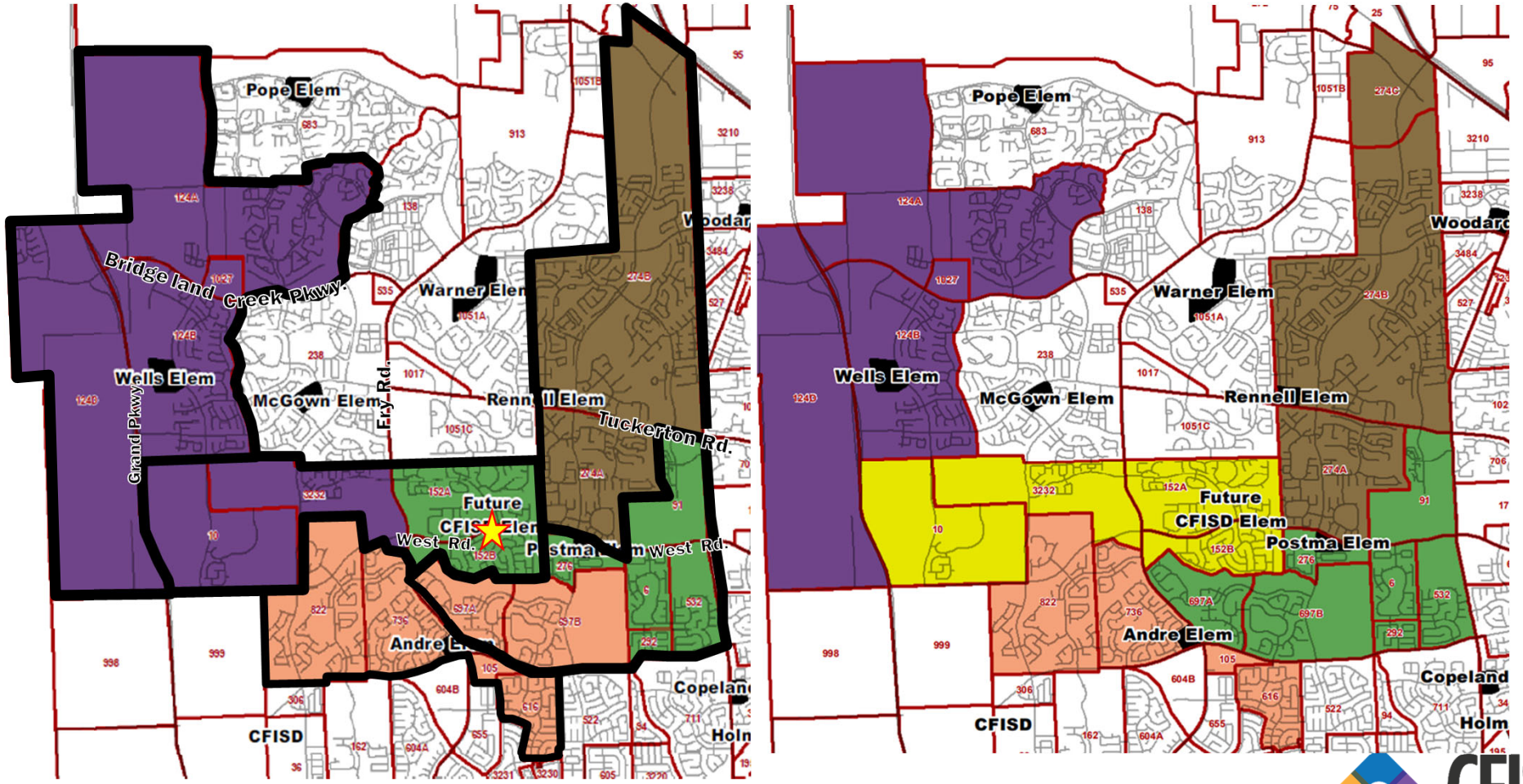

Elementary School #59: Final Recommendation
(Effective 2024-25 School Year)

Postma ES to ES #59 - IN 2024-2025		Students
RC 152	- Miramesa	633

Andre ES to Postma ES - IN 2024-2025		Students
RC 697 A/B	- Canyon LKS W - E Fry RD	300

Wells ES to ES #59 - IN 2024-2025		Students
RC 10	- Avalon at Cypress	216
RC 3232	- Bridge Creek	140

CFISD

5-Year Projected Elementary Enrollment

School	Capacity	Projected Resident PK-5th Grade Students				
		2023-24	2024-25	2025-26	2026-27	2027-28
Current Zones						
André	1,092	1,086	1,153	1,232	1,310	1,373
Postma	1,092	1,214	1,239	1,244	1,239	1,229
Rennell	1,092	1,166	1,195	1,208	1,199	1,212
Wells	1,092	1,436	1,666	1,917	2,123	2,246
Proposed Zones						
André	1,092	1,092	871	958	1,044	1,122
Postma	1,092	1,207	889	887	873	860
Rennell	1,092	1,166	1,195	1,208	1,199	1,212
Wells	1,092	1,436	1,302	1,396	1,452	1,515
#59	1,092	n/a	1,005	1,170	1,327	1,381

*denotes projected enrollment based on approval of 2023-24 boundaries for Rennell Relief

CFISD

PLANNING FOR DUNHAM POINTE
FINAL RECOMMENDATION

PLANNING FOR DUNHAM POINTE:
Current and Final Elementary School Recommendation

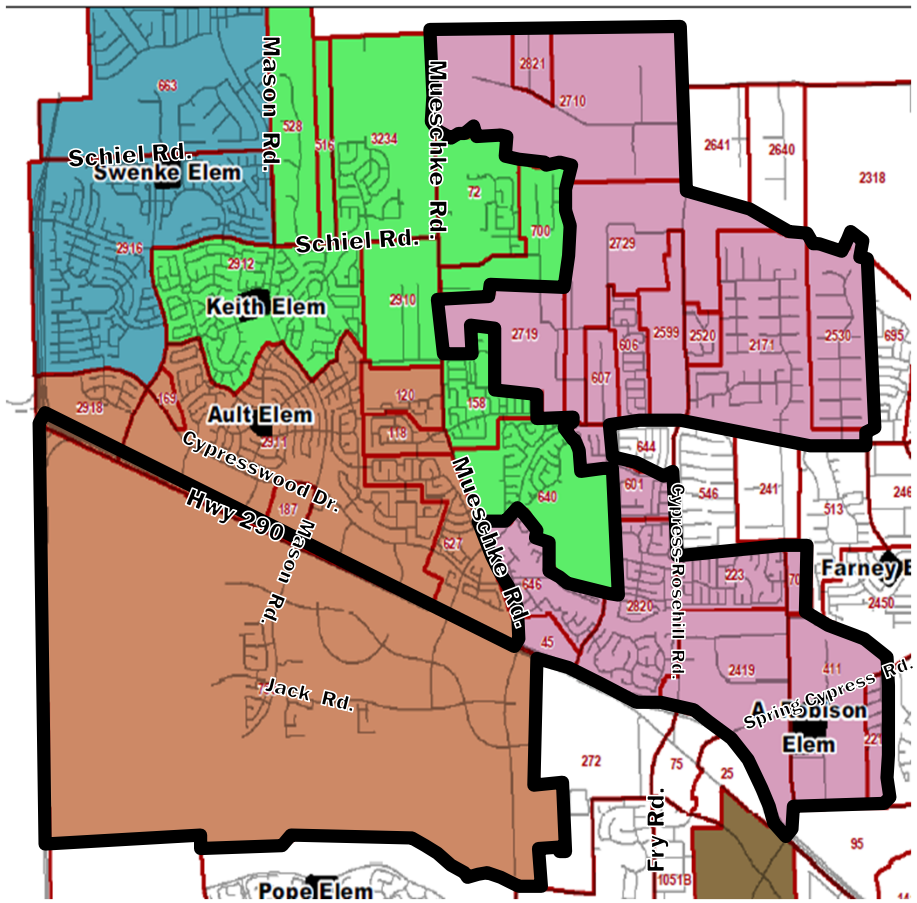

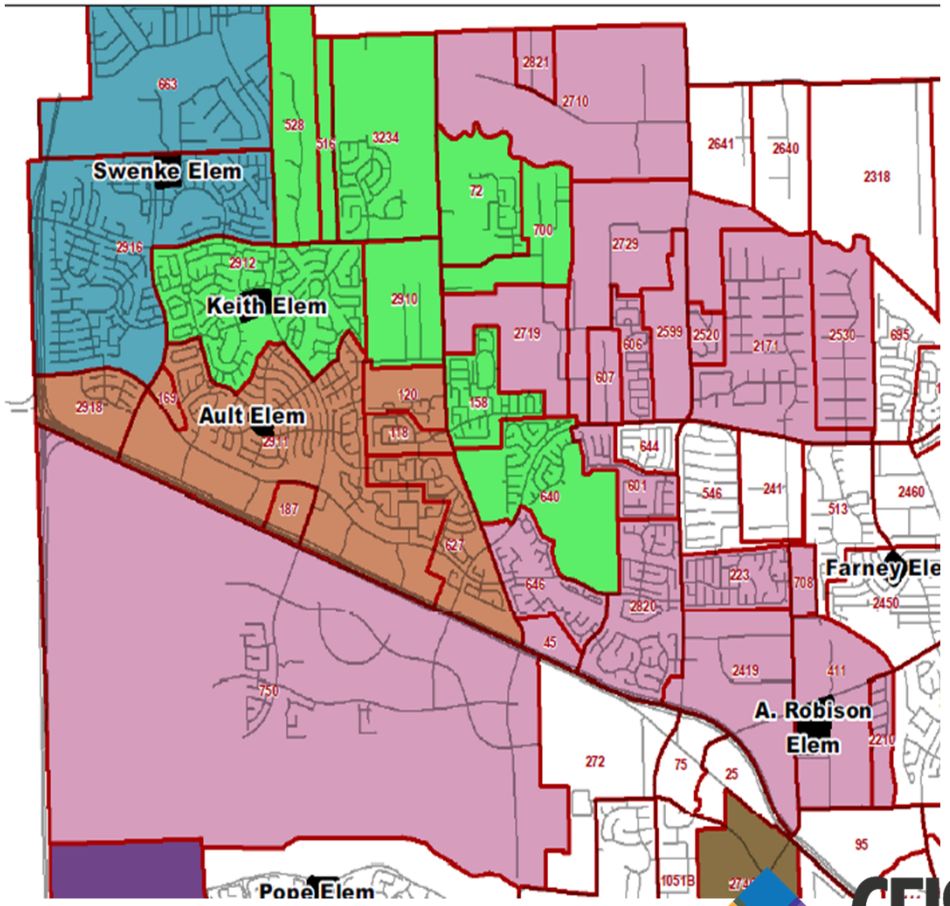

CFISD

PLANNING FOR DUNHAM POINTE:
Final Elementary School Recommendation

Ault ES to A. Robison ES	Students
RC 750 - Dunham Pointe	63

School	Capacity	PASA Projected Enrollment 2022-23	Snapshot Enrollment 10.28.2022	Projected Resident PK-5th Grade Students 2023-24	2024-25	2025-26	2026-27	2027-28	2028-29	2029-30	2030-31	2031-32
Current Zones												
A. Robison	1,092	879	918	876	850	825	770	745	729	717	715	721
Ault	1,037	1,010	960	1,103	1,135	1,195	1,220	1,272	1,340	1,446	1,550	1,654
Keith	1,092	1,132	1,162	1,091	1,096	1,068	1,013	982	957	933	912	900
Swenke	1,092	954	941	912	851	804	728	677	638	606	579	558
Proposed Zones												
A. Robison	1,092			939	968	998	1,006	1,063	1,146	1,266	1,390	1,515
Ault	1,037			1,040	1,017	1,022	984	954	923	897	875	860
Rezoning RC 750 from Ault to A. Robison; NO ADDITIONAL REZONING												
RC 750 Projected Enrollment of Students in Grades EE - 5th				63	118	173	236	318	417	549	675	794

CFISD

PLANNING FOR DUNHAM POINTE:
Current and Final Middle School Recommendation

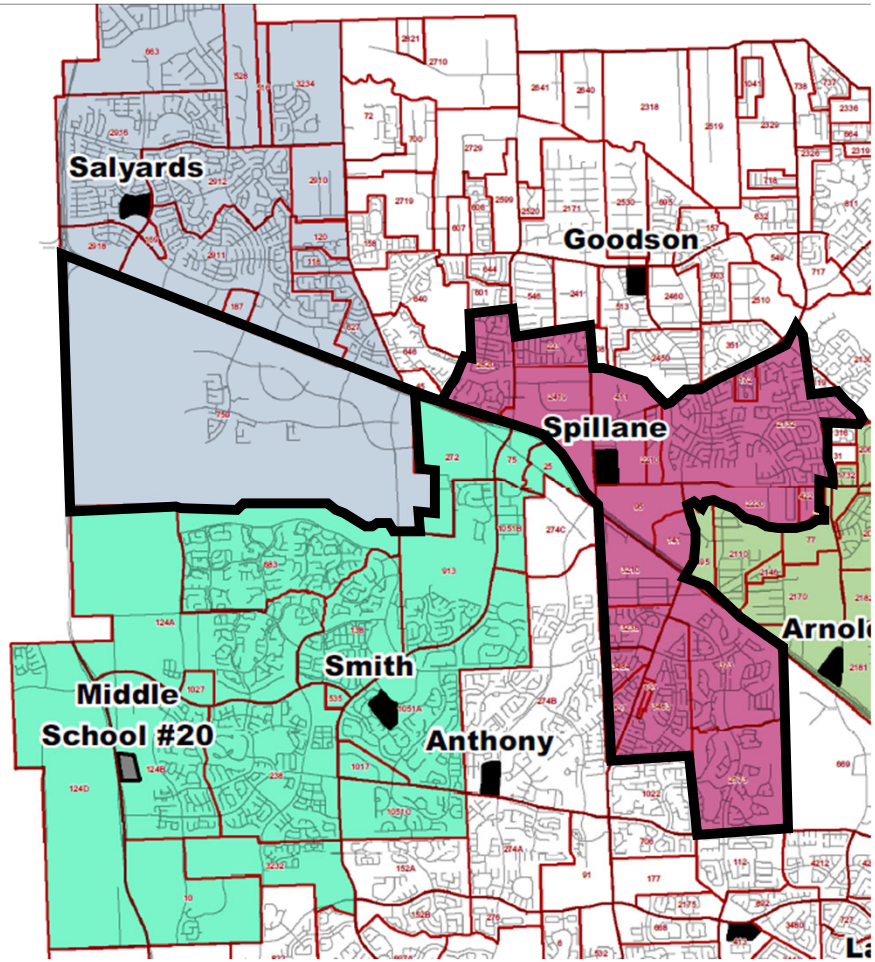

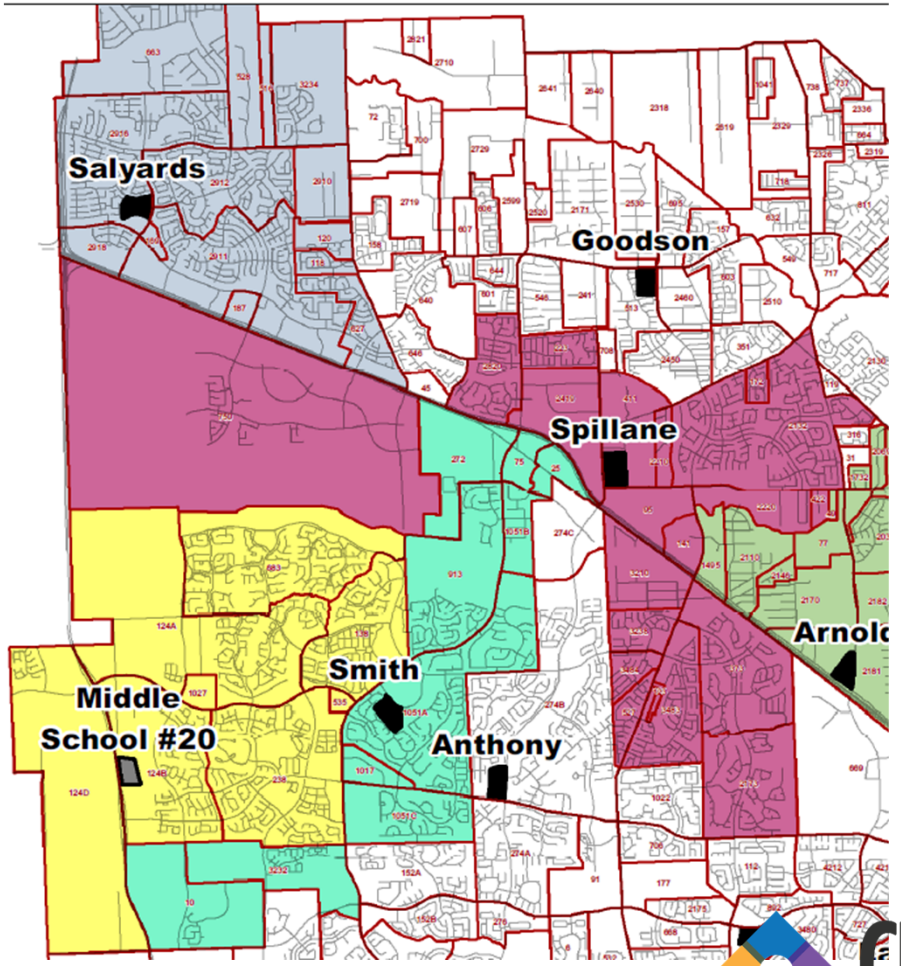

CFISD

PLANNING FOR DUNHAM POINTE:
Final Middle School Recommendation

Salyards MS to Spillane MS	Students
RC 750 - Dunham Pointe	28

School	Capacity	PASA Projected Enrollment 2022-23	SNAPSHOT ENROLLMENT 10.28.2022	Projected Resident 6th-8th Grade Students 2023-24	2024-25	2025-26	2026-27	2027-28	2028-29	2029-30	2030-31	2031-32
Current Zones												
Salyards	1,559	1,463	1,496	1,413	1,444	1,384	1,455	1,444	1,486	1,438	1,440	1,433
Spillane	1,509	1,502	1,547	1,343	1,322	1,285	1,355	1,301	1,262	1,166	1,132	1,088
Proposed Zones												
Salyards	1,559			1,385	1,391	1,307	1,350	1,304	1,301	1,196	1,141	1,081
Spillane	1,509			1,371	1,375	1,362	1,460	1,441	1,447	1,408	1,431	1,440

CFISD

BRIDGELAND HIGH SCHOOL
AND
CYPRESS RANCH HIGH SCHOOL
ENROLLMENT RELIEF
FINAL RECOMMENDATION

CFISD

High School Enrollment Relief: Current and Final Recommendation

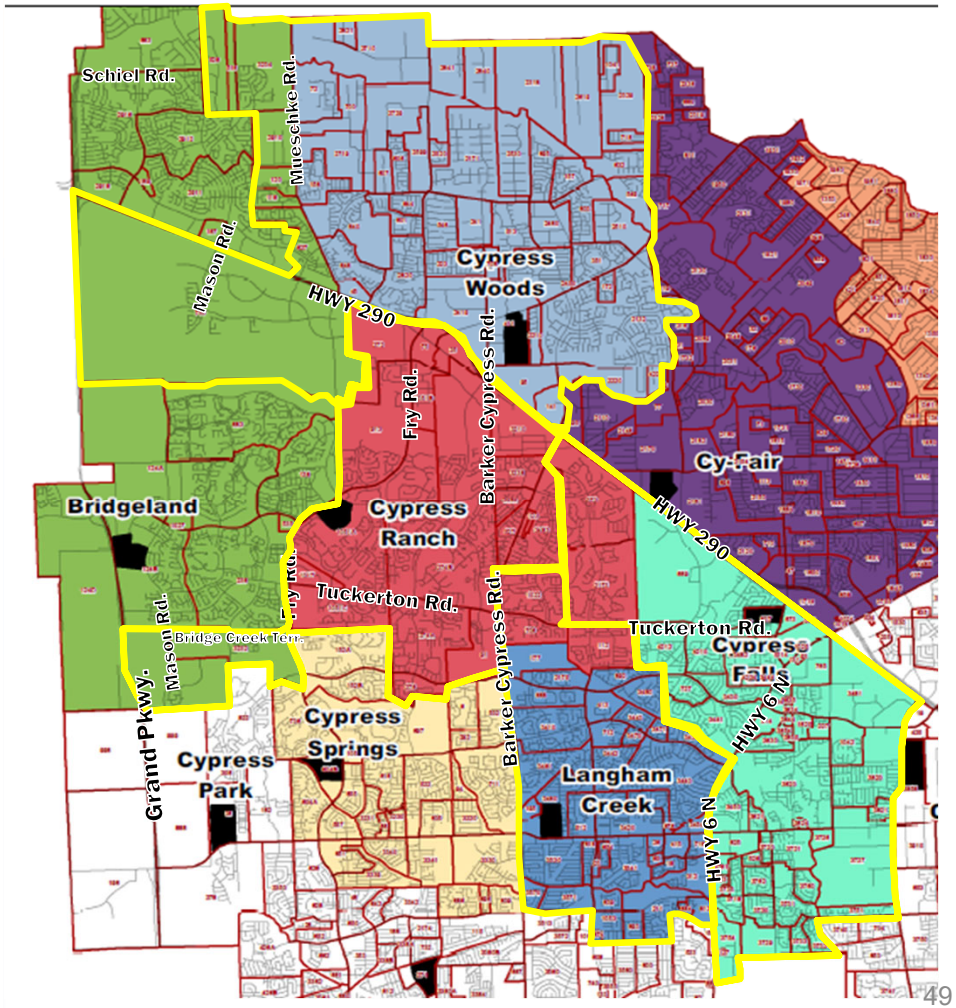

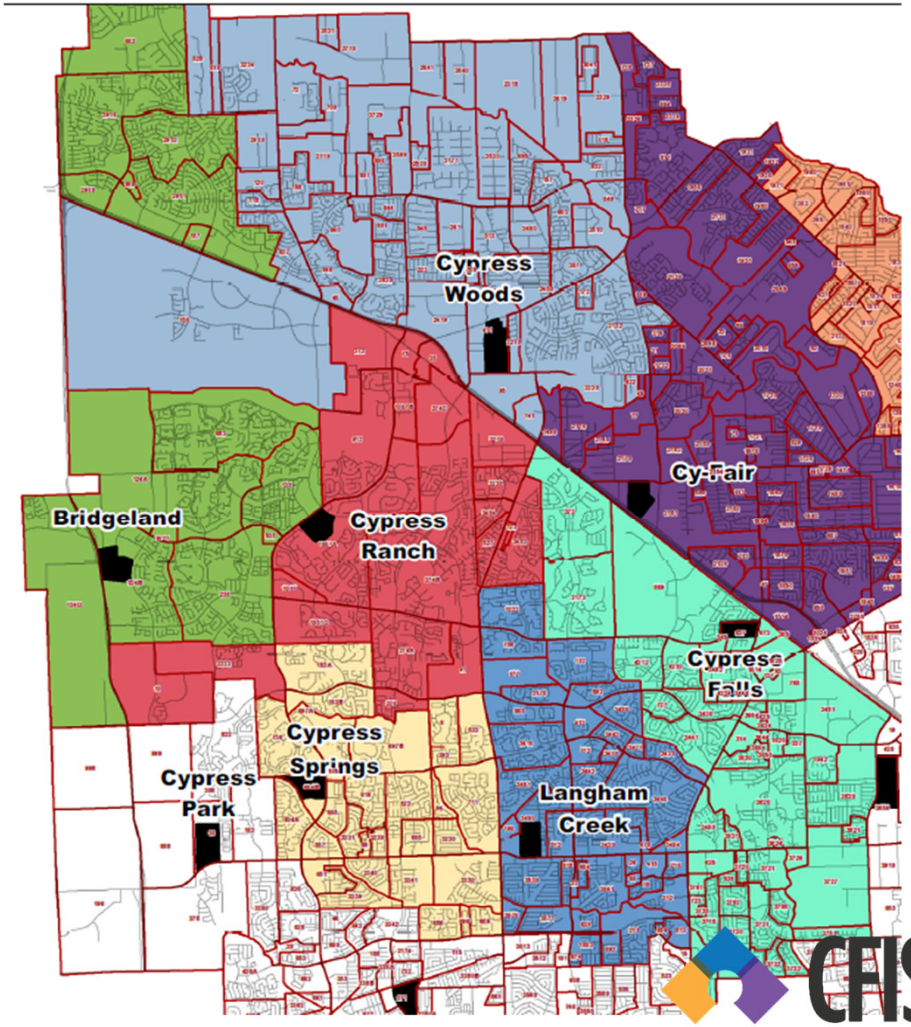

High School Enrollment Relief: Final Recommendation

Bridgeland HS to Cypress Woods HS	9th Grade Students
RC 118 - Cypress Park N of 290	15
RC 120 - Fair Meadows	4
RC 516 - Bridle Oaks Estates	1
RC 528 - Saddle Ridge Estates	0
RC 627 - Villages of Cypress Lakes S	81
RC 750 - Dunham Pointe	9
RC 2910 - Edworthy Farms	3
RC 3234 - Falls at Dry Creek	26

Bridgeland HS to Cypress Ranch HS	9th Grade Students
RC 10 - Avalon at Cypress	15
RC 3232 - Bridge Creek	13

Cypress Ranch HS to Langham Creek HS	9th Grade Students
RC 112 - Canyon Lakes at Stonegate NE Easement	66
RC 706 - Canyon Lakes at Stonegate South	29
RC 1022 - Canyon Lakes at Stonegate	77

Cypress Ranch HS to Cypress Falls HS	9th Grade Students
RC 373 - Stone Gate	63
RC 2173 - Stonegate S HOU National	64

CFISD

9-Year Projected High School Enrollment

School	Capacity	PASA Projected Enrollment 2022-23	SNAPSHOT ENROLLMENT 10.28.2022	Projected Resident 9th-12th Grade Students 2023-24	2024-25	2025-26	2026-27	2027-28	2028-29	2029-30	2030-31	2031-32
Current Zones												
Bridgeland	3,304	3,557	3,546	3,725	3,858	4,027	4,212	4,380	4,519	4,702	4,856	4,920
Cy-Fair	3,660	3,370	3,427	3,226	3,195	3,141	3,059	3,009	3,080	3,134	3,188	3,234
Cypress Creek	3,525	3,466	3,374	3,637	3,681	3,711	3,602	3,706	3,666	3,630	3,689	3,635
Cypress Falls	3,276	2,827	2,866	2,847	2,828	2,748	2,662	2,588	2,602	2,547	2,640	2,673
Cypress Lakes	3,219	3,335	3,181	3,542	3,595	3,534	3,421	3,342	3,282	3,280	3,300	3,317
Cypress Park	3,304	3,033	2,964	3,077	3,251	3,288	3,459	3,504	3,642	3,769	3,925	4,129
Cypress Ranch	3,219	3,637	3,626	3,708	3,753	3,760	3,727	3,716	3,734	3,782	3,746	3,673
Cypress Ridge	3,217	2,899	2,927	2,925	2,927	2,870	2,939	2,874	2,949	2,958	2,984	3,088
Cypress Springs	3,219	2,709	2,790	3,048	3,049	2,958	2,946	2,933	2,925	2,975	3,016	3,003
Cypress Woods	3,219	3,204	3,241	3,158	3,116	3,058	2,905	2,798	2,838	2,853	2,899	2,903
Jersey Village	3,484	3,407	3,368	3,413	3,359	3,225	3,096	2,938	2,878	2,866	2,805	2,822
Langham Creek	3,293	2,745	2,783	2,551	2,593	2,468	2,418	2,351	2,313	2,341	2,364	2,361
Proposed Zones												
Bridgeland	3,304			3,558	3,495	3,419	3,290	3,374	3,429	3,485	3,574	3,575
Cy-Fair	3,660			3,259	3,250	3,232	3,172	3,114	3,184	3,235	3,291	3,342
Cypress Creek	3,525			3,604	3,626	3,620	3,489	3,601	3,562	3,529	3,586	3,527
Cypress Falls	3,276			2,974	3,055	3,067	3,064	2,962	2,967	2,919	3,019	3,049
Cypress Lakes	3,219			3,542	3,595	3,534	3,421	3,342	3,282	3,280	3,300	3,317
Cypress Park	3,304			3,077	3,251	3,288	3,459	3,504	3,642	3,769	3,925	4,129
Cypress Ranch	3,219			3,437	3,298	3,171	3,048	3,120	3,175	3,231	3,201	3,154
Cypress Ridge	3,217			2,925	2,927	2,870	2,939	2,874	2,949	2,958	2,984	3,088
Cypress Springs	3,219			3,048	3,049	2,958	2,946	2,933	2,925	2,975	3,016	3,003
Cypress Woods	3,219			3,297	3,384	3,463	3,484	3,416	3,511	3,642	3,744	3,806
Jersey Village	3,484			3,413	3,359	3,225	3,096	2,938	2,878	2,866	2,805	2,822
Langham Creek	3,293			2,723	2,916	2,941	3,038	2,961	2,924	2,948	2,967	2,946

CFISD

2022-23 Elementary Attendance Zones

Cypress-Fairbanks ISD

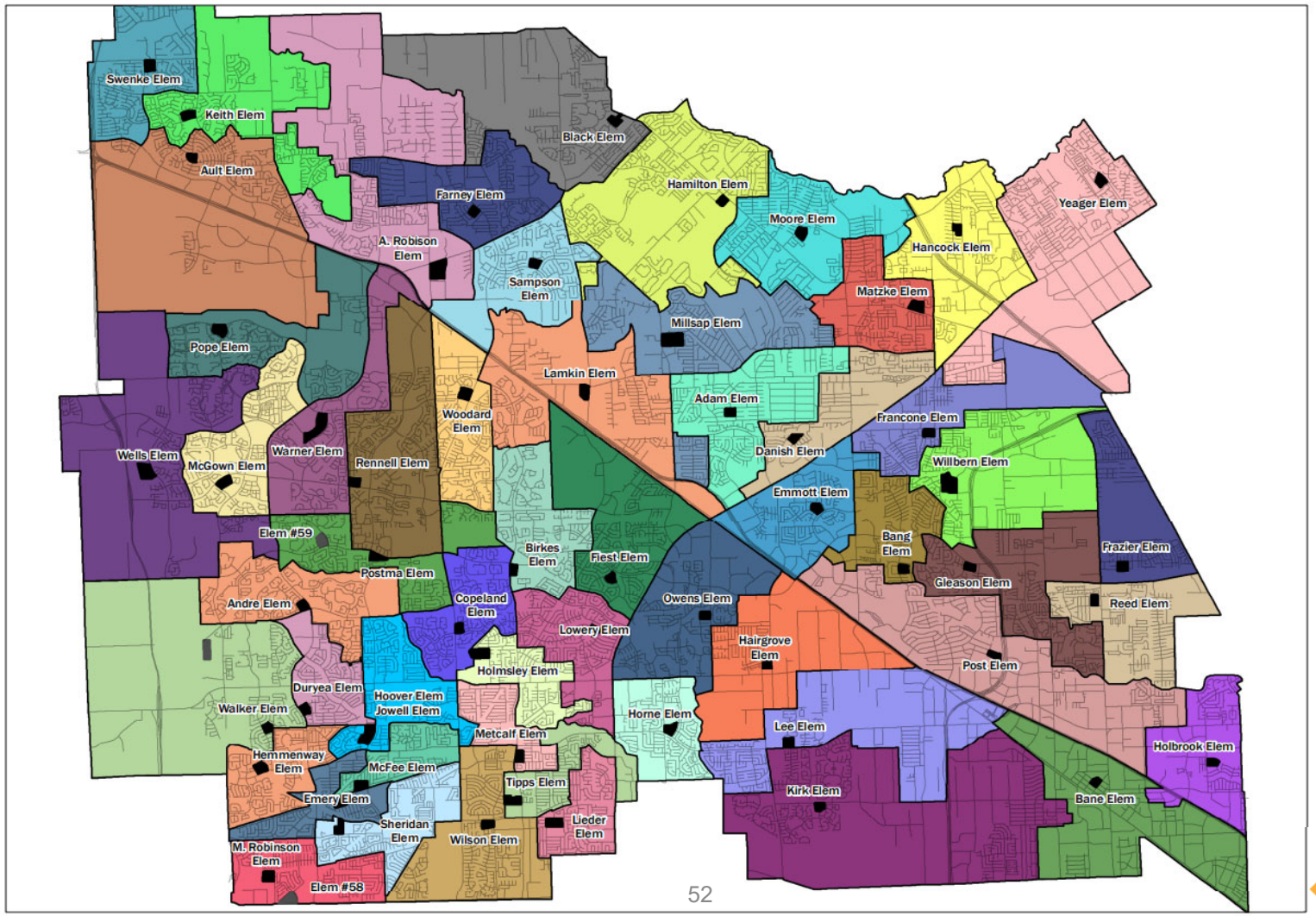

CFISD

2023-24 Elementary Attendance Zones

Cypress-Fairbanks ISD

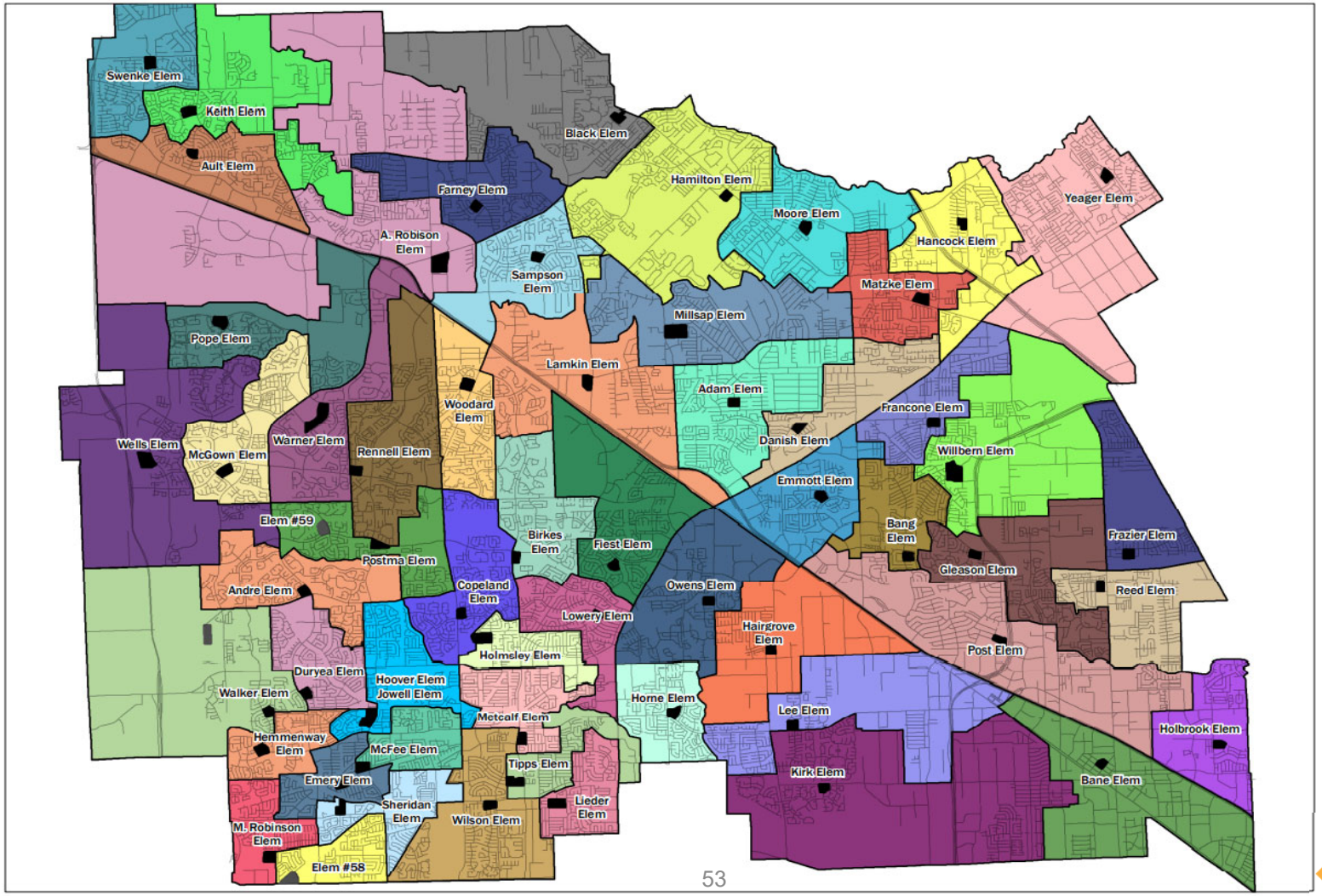

CFISD

2024-25 Elementary Attendance Zones

Cypress-Fairbanks ISD

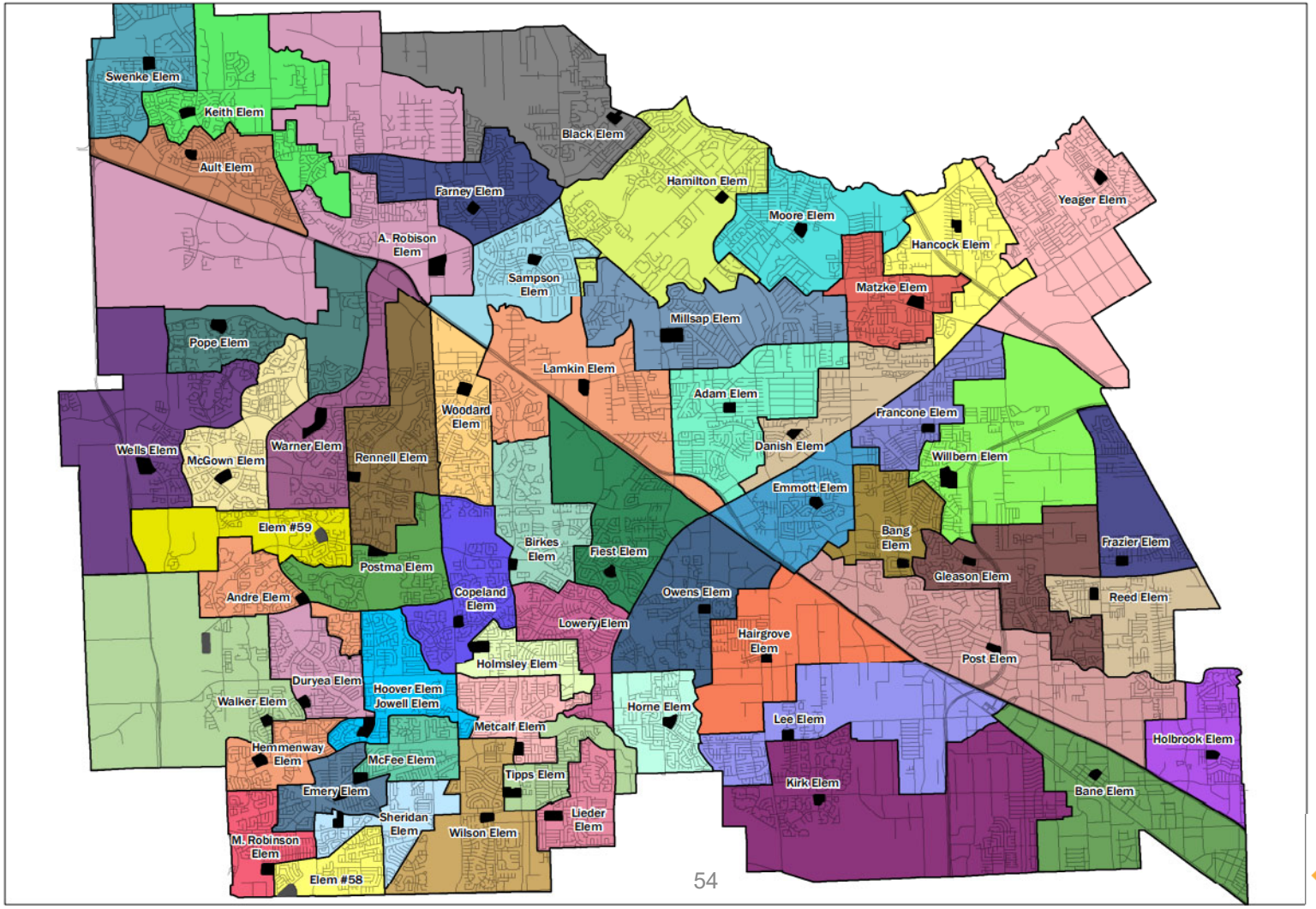

CFISD

2022-23 Middle School Attendance Zones

Cypress-Fairbanks ISD

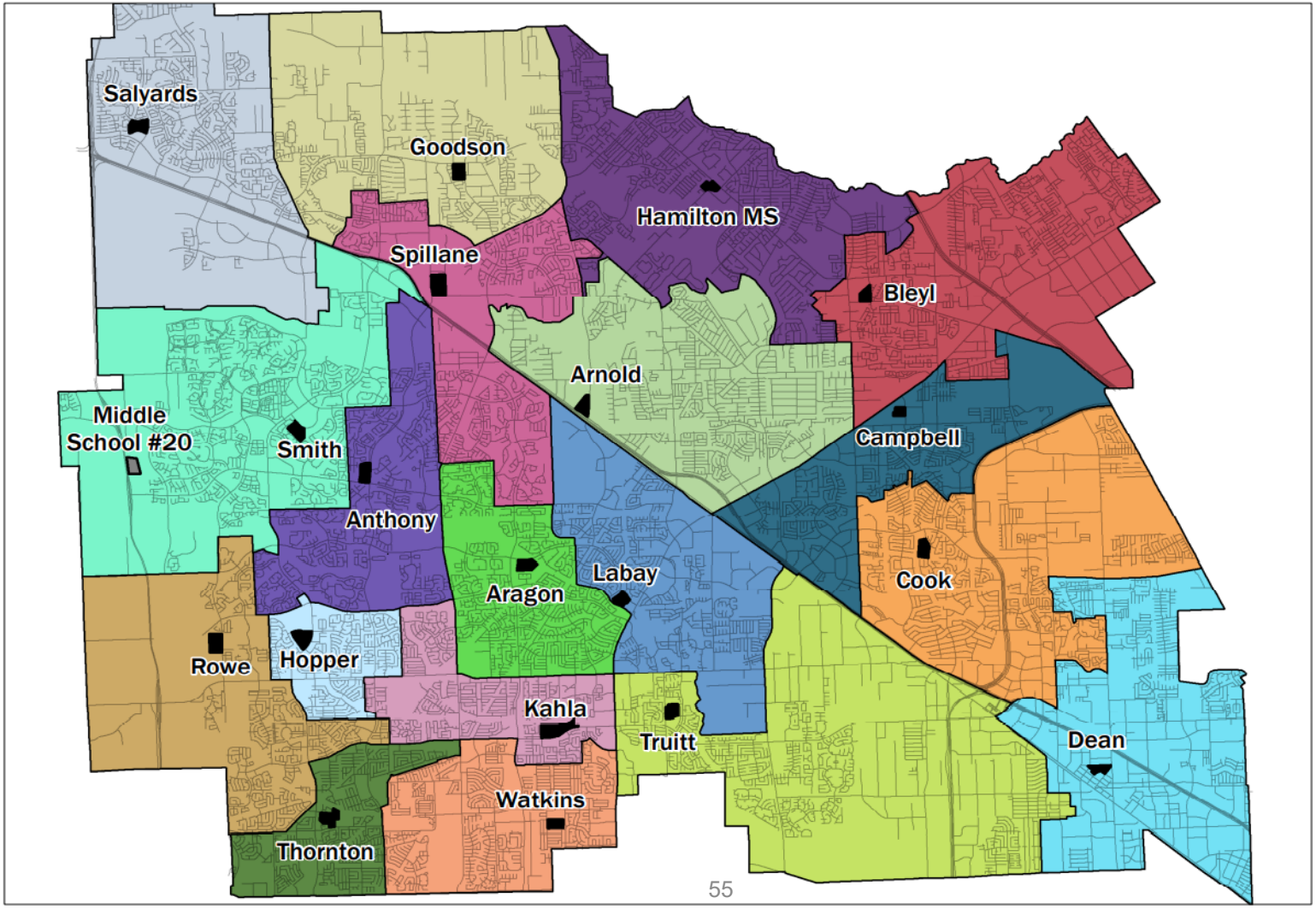

2023-24 Middle School Attendance Zones

Cypress-Fairbanks ISD

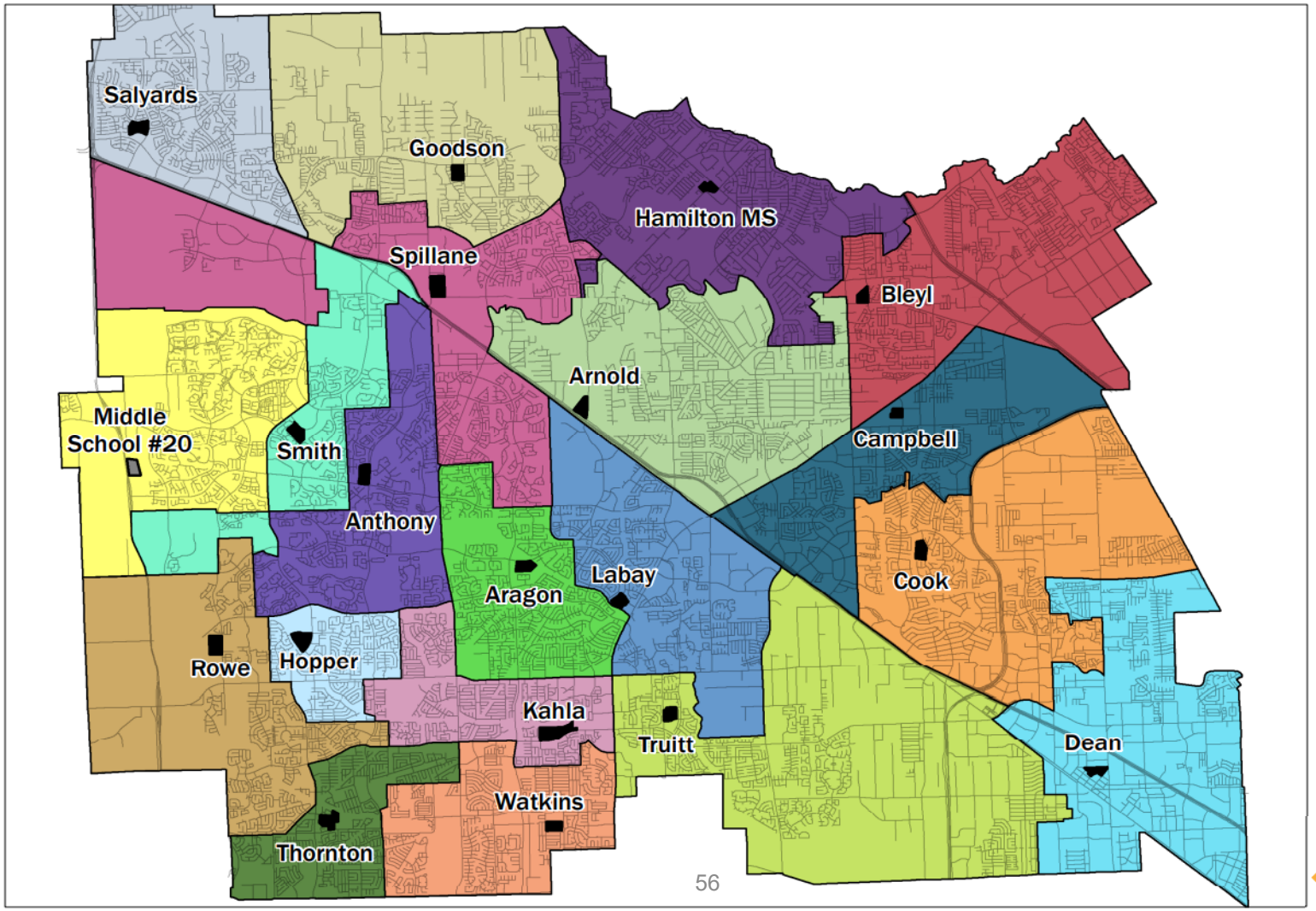

CFISD

2022-23 High School Attendance Zones

Cypress-Fairbanks ISD

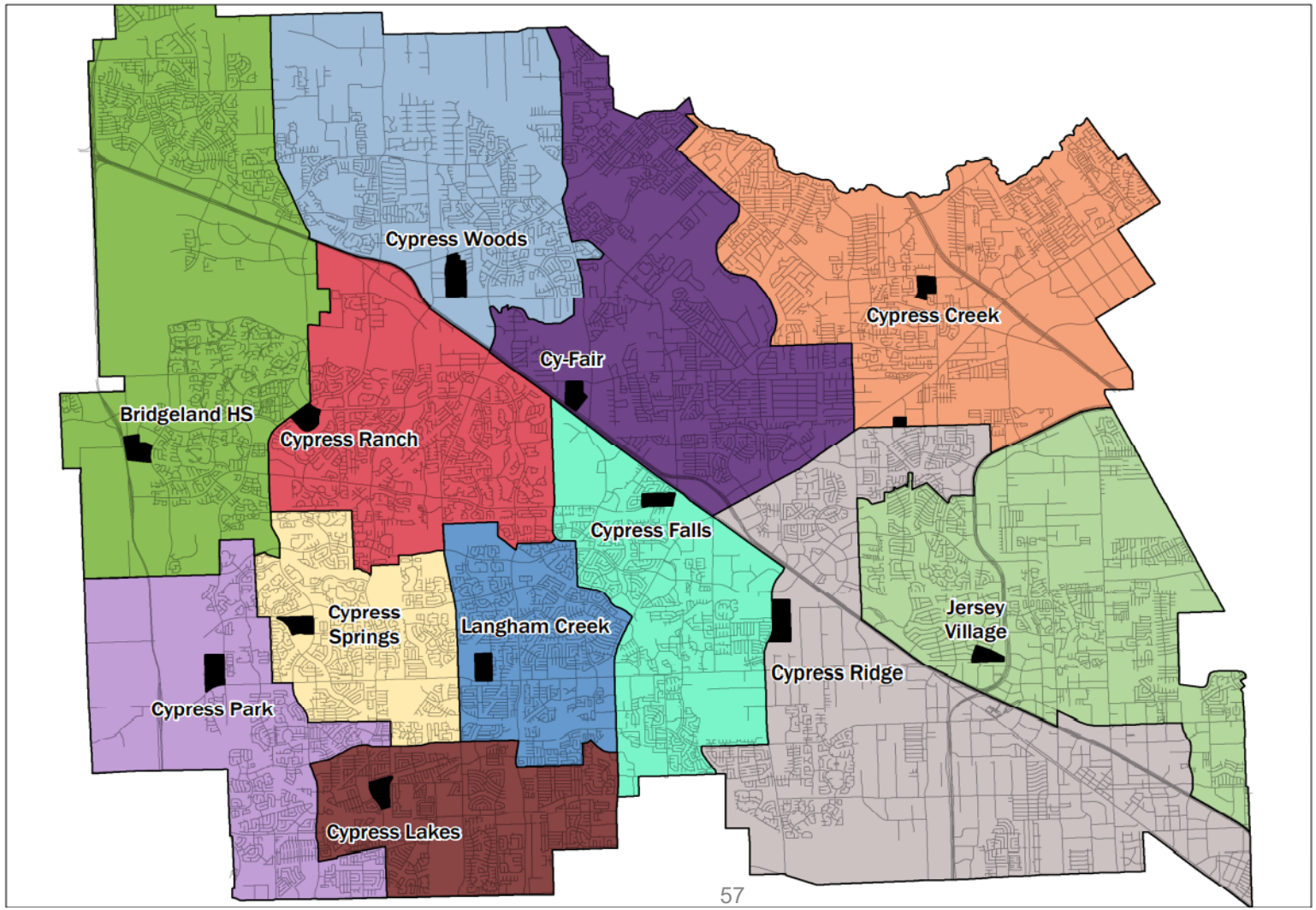

CFISD

2023-24 High School Attendance Zones (9th grade)

Cypress-Fairbanks ISD

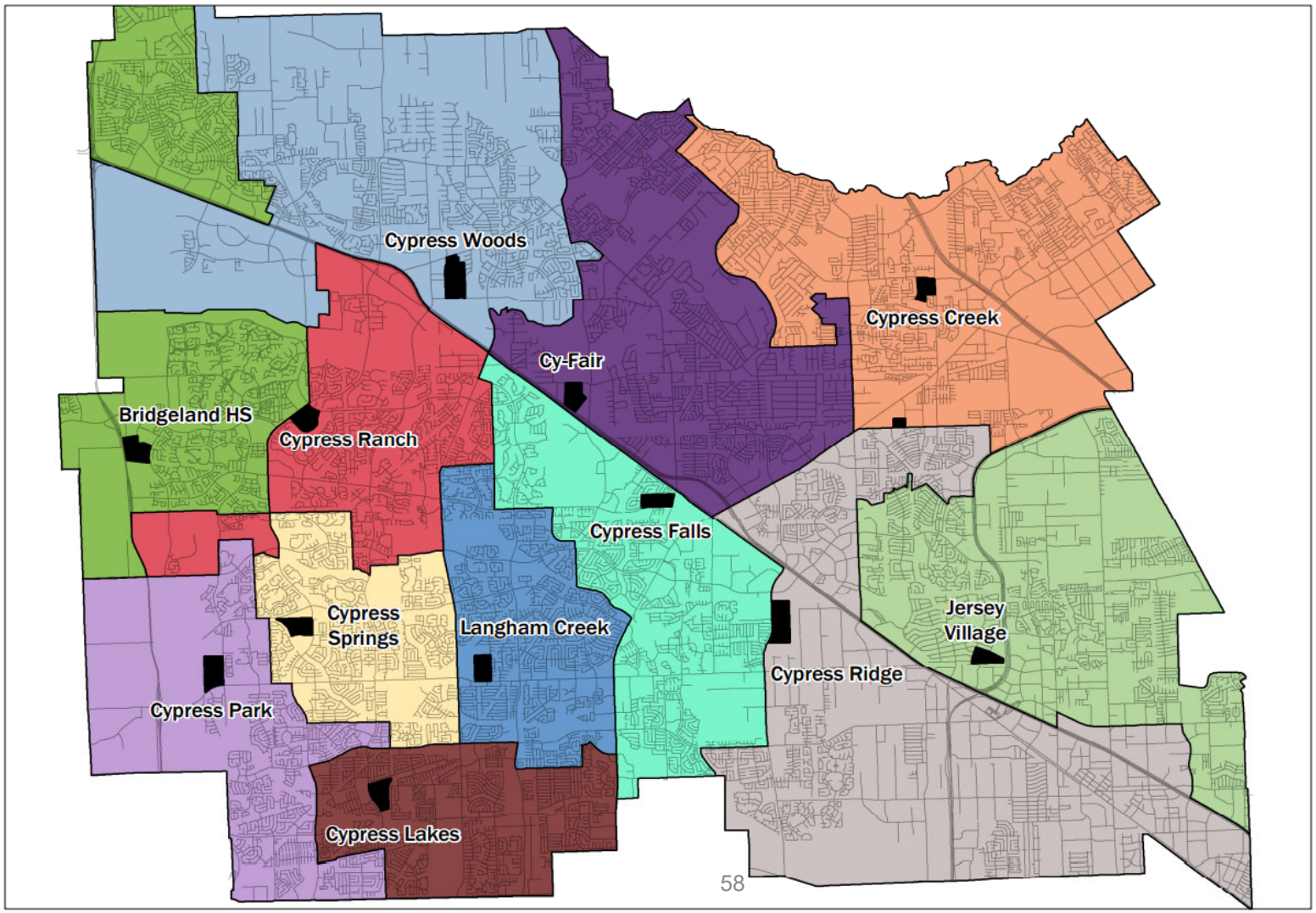

CFISD

Boundary Transfer Rules for Elementary and Middle School

- Any elementary school student affected by this boundary change who will be in the 5th grade for the 2023-24 school year may remain at their current elementary school on a student transfer if their parents provide transportation.
  - For the 2023-24 school year, this transfer opportunity will also be extended to a student's siblings if they will be attending the same campus in grades Pre-K – 4. Students approved on this transfer option will be permitted to remain at the campus through their 5th-grade year—pending the family continuing to reside in the attendance zone and their ability to provide transportation.

- Any middle school student affected by this boundary change who will be in the 8th grade for the 2023-24 school year may remain at their current middle school on a student transfer if their parents provide transportation.
  - For the 2023-24 school year, this transfer opportunity will also be extended to a student's siblings if they will be attending the same campus in grades 6 or 7. Students approved on this transfer option will be permitted to remain at the campus through their 8th-grade year—pending the family continuing to reside in the attendance zone and their ability to provide transportation.

CFISD

Boundary Transfer Rules
High School

- **Only incoming 9th graders,** the year of the scheduled boundary change would be required to move to high school in new attendance zone.

- **Sibling Transfers** – students who are affected by a high school boundary change who will have an older sibling in 10th, 11th or 12th grade attending the affected high school, may choose to transfer to their original high school rather than attend the high school designated by the rezoning. The sibling transfer will remain eligible for UIL varsity participation, and they will be allowed to remain until graduation.

CFISD

Communication of Attendance Boundary Final Recommendation

- SchoolMessenger: phone calls, emails, and text messages
- District and campus websites
- Campus newsletters

CFISD

Questions?